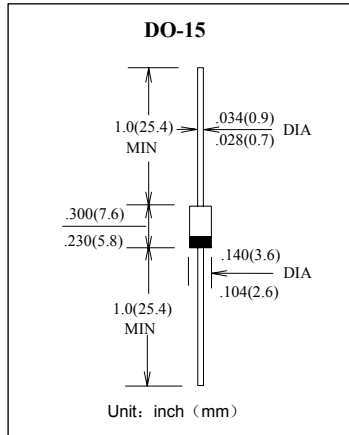


普通塑封整流二极管
反向电压 600 --- 1000 V
正向电流 1.2 A

General Purpose Plastic Rectifier
Reverse Voltage 600 to 1000V
Forward Current 1.2A



特征 Features

- 低的反向漏电流 Low reverse leakage
- 较强的正向浪涌承受能力 High forward surge capability
- 高温焊接保证 High temperature soldering guaranteed:
250°C/10 秒, 0.375" (9.5mm) 引线长度。
250°C/10 seconds, 0.375" (9.5mm) lead length,
- 引线可承受5 磅 (2.3kg) 拉力。 5 lbs. (2.3kg) tension

机械数据 Mechanical Data

- 端子: 镀锡轴向引线 Terminals: Plated axial leads
- 极性: 色环端为负极 Polarity: Color band denotes cathode end
- 安装位置: 任意 Mounting Position: Any

极限值和温度特性 TA = 25°C 除非另有规定。

Maximum Ratings & Thermal Characteristics Ratings at 25°C ambient temperature unless otherwise specified.

	符号 Symbols	RM11A	RM11B	RM11C	单位 Unit
最大可重复峰值反向电压 Maximum repetitive peak reverse voltage	V _{RRM}	600	800	1000	V
最大均方根电压 Maximum RMS voltage	V _{RMS}	420	560	700	V
最大直流阻断电压 Maximum DC blocking voltage	V _{DC}	600	800	1000	V
最大正向平均整流电流 Maximum average forward rectified current	I _{F(AV)}	1.2			A
峰值正向浪涌电流 8.3ms 单一正弦半波 Peak forward surge current 8.3 ms single half sine-wave	I _{FSM}	100			A
最大反向峰值电流 @TA = 75°C Maximum peak reverse current full cycle	I _{R(AV)}	30			µA
典型热阻 Typical thermal resistance	R _{θJA}	45			°C/W
工作结温和存储温度 Operating junction and storage temperature range	T _J , T _{STG}	-50 --- +150			°C

电特性 TA = 25°C 除非另有规定。

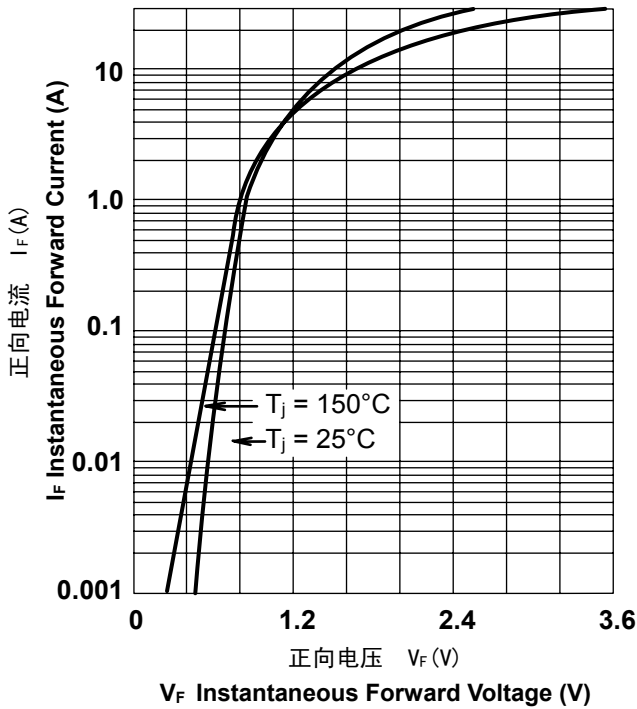
Electrical Characteristics Ratings at 25°C ambient temperature unless otherwise specified.

	符号 Symbols	RM11A	RM11B	RM11C	单位 Unit
最大正向电压 Maximum forward voltage	I _F = 1.5A V _F	0.92			V
最大反向电流 Maximum reverse current	TA = 25°C TA = 100°C I _R	5.0 50			µA
典型结电容 Type junction capacitance	V _R = 4.0V, f = 1MHz C _j	35			pF

特性曲线 Characteristic Curves

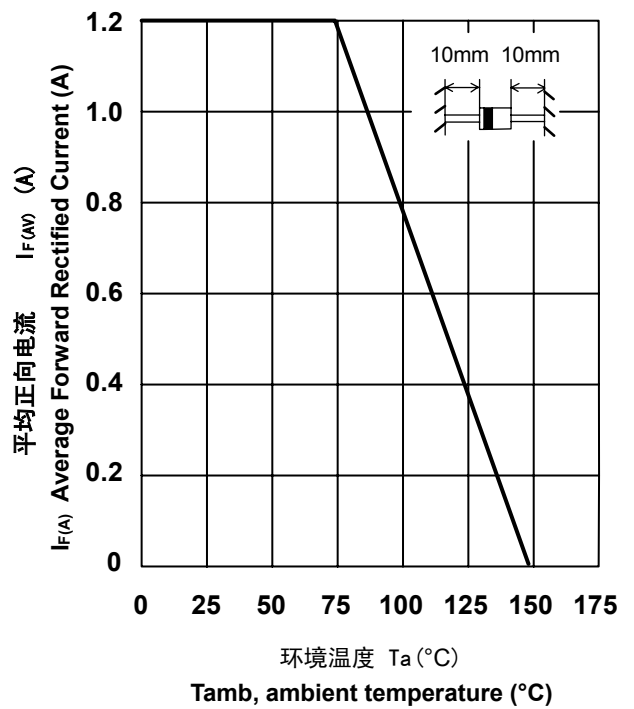
正向特性曲线 (典型值)

TYPICAL FORWARD CHARACTERISTIC



正向电流降额曲线

FORWARD CURRENT DERATING CURVE



浪涌特性曲线 (最大值)

MAXIMUM NON REPETITIVE PEAK FORWARD SURGE CURRENT

