

## 肖特基二极管

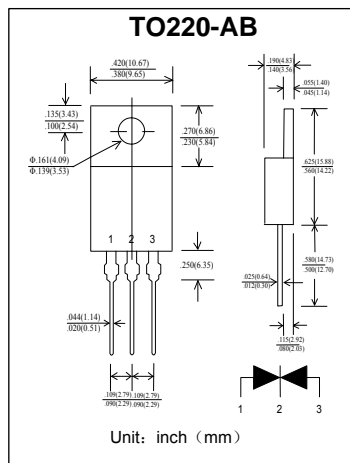
反向电压 200 V

正向电流 10A

## Schottky Barrier Rectifier

Reverse Voltage 200V

Forward Current 10A



## 特征 Features

- 大电流承受能力。High Current Capability
- 正向压降低。Low Forward Voltage Drop
- 低功耗高效率。Low Power Loss, High Efficiency
- 引线 and 管体皆符合RoHS标准。  
Lead and body according with RoHS standard

## 机械数据 Mechanical Data

- 封装: 塑料封装 Case: Molded Plastic
- 极性: 标记模压或印于本体 Polarity: Symbols molded or marked on body
- 安装位置: 任意 Mounting Position: Any

极限值和温度特性 TA = 25°C 除非另有规定。

Maximum Ratings &amp; Thermal Characteristics Ratings at 25°C ambient temperature unless otherwise specified.

	符号 Symbols	MBR10200CT	单位 Unit
最大可重复峰值反向电压 Maximum repetitive peak reverse voltage	$V_{RRM}$	200	V
最大均方根电压 Maximum RMS voltage	$V_{RMS}$	140	V
最大直流阻断电压 Maximum DC blocking voltage	$V_{DC}$	200	V
最大正向平均整流电流 Maximum average forward rectified current	$I_{F(AV)}$	10	A
峰值正向浪涌电流 8.3ms单一正弦半波 Peak forward surge current 8.3 ms single half sine-wave	$I_{FSM}$	125	A
最大反向峰值电流 @TA = 75°C Maximum peak reverse current full cycle	$I_{R(AV)}$	5	mA
典型热阻 Typical thermal resistance	$R_{\theta JA}$	3	°C/W
工作结温和存储温度 Operating junction and storage temperature range	$T_J, T_{STG}$	-55 --- +150	°C

电特性 TA = 25°C 除非另有规定。

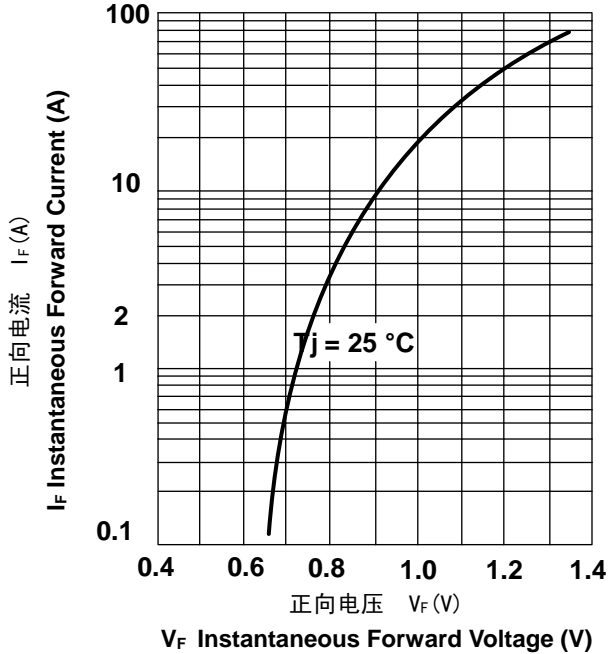
Electrical Characteristics Ratings at 25°C ambient temperature unless otherwise specified.

	符号 Symbols	MBR10200CT	单位 Unit
最大正向电压 $I_F = 5A, TA = 25^\circ C$ Maximum forward voltage	$V_F$	0.99	V
最大反向电流 $TA = 25^\circ C$ Maximum reverse current $TA = 100^\circ C$	$I_R$	0.15 150	mA
典型结电容 $V_R = 4.0V, f = 1MHz$ Type junction capacitance	$C_j$	150	pF

特性曲线 Characteristic Curves

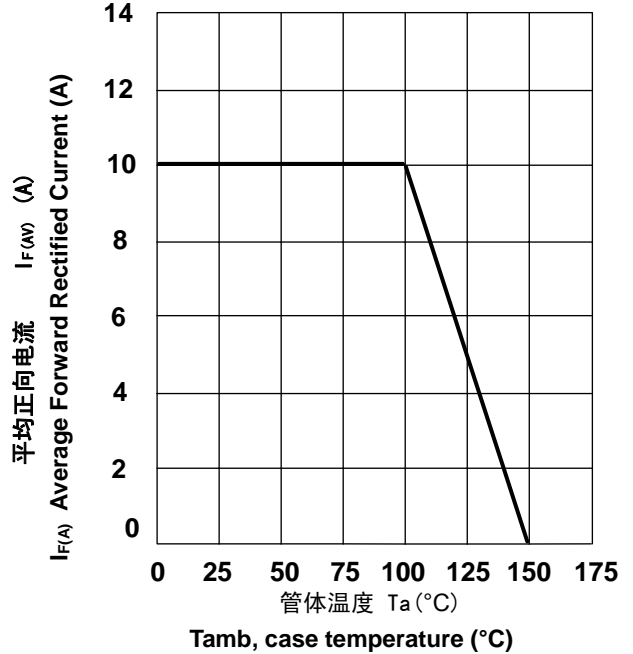
正向特性曲线 (典型值)

TYPICAL FORWARD CHARACTERISTIC



正向电流降额曲线

FORWARD CURRENT DERATING CURVE



浪涌特性曲线 (最大值)

MAXIMUM NON REPETITIVE PEAK FORWARD SURGE CURRENT

