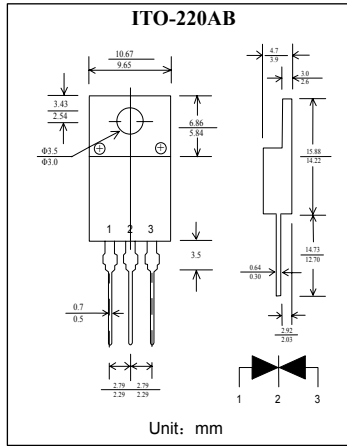


塑封超快速整流二极管
反向电压400 V
正向电流 10 A

Plastic Ultra-Fast Recover Rectifier
Reverse Voltage 400V
Forward Current 10A



特征 Features

- 大电流承受能力。High Current Capability
- 正向压降低。Low Forward Voltage Drop
- 低功耗高效率。Low Power Loss, High Efficiency
- 引线 and 管体皆符合RoHS标准。
Lead and body according with RoHS standard

机械数据 Mechanical Data

- 封装: 塑料封装 Case: Molded Plastic
- 极性: 标记模压或印于本体 Polarity: Symbols molded or marked on body
- 安装位置: 任意 Mounting Position: Any

极限值和温度特性 TA = 25°C 除非另有规定。

Maximum Ratings & Thermal Characteristics Ratings at 25°C ambient temperature unless otherwise specified.

	符号 Symbols	FCF10A40	单位 Unit
最大可重复峰值反向电压 Maximum repetitive peak reverse voltage	V_{RRM}	400	V
最大均方根电压 Maximum RMS voltage	V_{RMS}	280	V
最大直流阻断电压 Maximum DC blocking voltage	V_{DC}	400	V
最大正向平均整流电流 Maximum average forward rectified current	$I_{F(AV)}$	10	A
峰值正向浪涌电流 8.3ms单一正弦半波 Peak forward surge current 8.3 ms single half sine-wave	I_{FSM}	80	A
典型热阻 Typical thermal resistance	$R_{\theta j-c}$	3	°C/W
工作结温和存储温度 Operating junction and storage temperature range	T_j, T_{STG}	-40 --- +150	°C

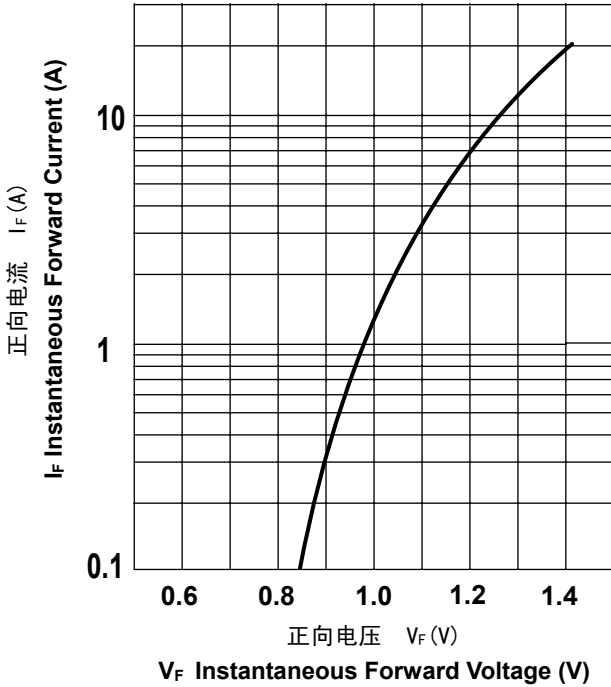
电特性 TA = 25°C 除非另有规定。

Electrical Characteristics Ratings at 25°C ambient temperature unless otherwise specified.

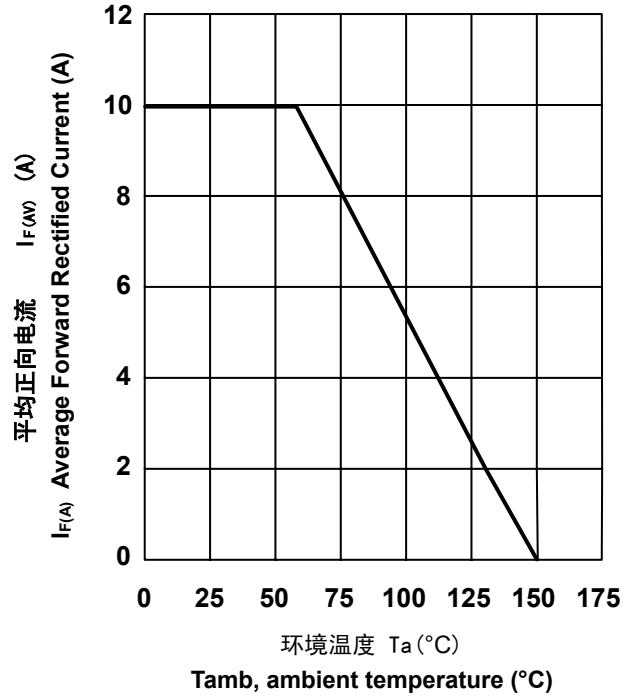
	符号 Symbols	FCF10A40	单位 Unit
最大正向电压 Maximum forward voltage	$I_F = 5A$ V_F	1.25	V
最大反向电流 Maximum reverse current	$T_j = 25^\circ C$ I_R	30	UA
最大反向恢复时间 MAX. Reverse Recovery Time	$I_F = 0.5A$ $I_R = 1.0A$ $I_{REC} = 0.25A$ trr	50	nS

特性曲线 Characteristic Curves

正向特性曲线 (典型值)
TYPICAL FORWARD CHARACTERISTIC



正向电流降额曲线
FORWARD CURRENT DERATING CURVE



浪涌特性曲线 (最大值)
MAXIMUM NON REPETITIVE
PEAK FORWARD SURGE CURRENT

