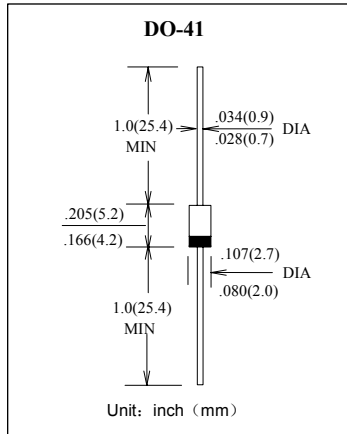


普通塑封整流二极管  
反向电压 50 ---1000 V  
正向电流 1.0 A

General Purpose Plastic Rectifier  
Reverse Voltage 50 to 1000 V  
Forward Current 1.0 A



特征 Features

- 玻璃钝化芯片 Glass Passivated
- 低的反向漏电流 Low reverse leakage
- 较强的正向浪涌承受能力 High forward surge capability
- 高温焊接保证 High temperature soldering guaranteed:  
250°C/10 秒, 0.375" (9.5mm)引线长度。  
250°C/10 seconds, 0.375" (9.5mm) lead length,
- 引线可承受5磅 (2.3kg) 拉力。 5 lbs. (2.3kg) tension

机械数据 Mechanical Data

- 端子: 镀锡轴向引线 Terminals: Plated axial leads
- 极性: 色环端为负极 Polarity: Color band denotes cathode end
- 安装位置: 任意 Mounting Position: Any

极限值和温度特性 TA = 25°C 除非另有规定。

Maximum Ratings & Thermal Characteristics Ratings at 25°C ambient temperature unless otherwise specified.

	符号 Symbols	1N 4001G	1N 4002G	1N 4003G	1N 4004G	1N 4005G	1N 4006G	1N 4007G	单位 Unit
最大可重复峰值反向电压 Maximum repetitive peak reverse voltage	V <sub>RRM</sub>	50	100	200	400	600	800	1000	V
最大均方根电压 Maximum RMS voltage	V <sub>RMS</sub>	35	70	140	280	420	560	700	V
最大直流阻断电压 Maximum DC blocking voltage	V <sub>DC</sub>	50	100	200	400	600	800	1000	V
最大正向平均整流电流 Maximum average forward rectified current	I <sub>F(AV)</sub>	1.0							A
峰值正向浪涌电流 8.3ms单一正弦半波 Peak forward surge current 8.3 ms single half sine-wave	I <sub>FSM</sub>	30							A
最大反向峰值电流 @TA = 75°C Maximum peak reverse current full cycle	I <sub>R(AV)</sub>	30							μA
典型热阻 Typical thermal resistance	R <sub>θJA</sub>	65							°C/W
工作结温和存储温度 Operating junction and storage temperature range	T <sub>J</sub> , T <sub>STG</sub>	-50 --- +150							°C

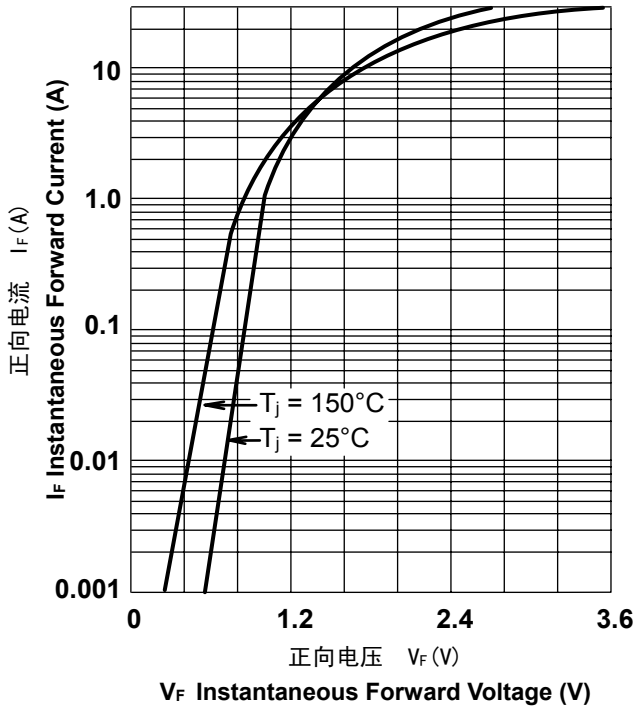
电特性 TA = 25°C 除非另有规定。

Electrical Characteristics Ratings at 25°C ambient temperature unless otherwise specified.

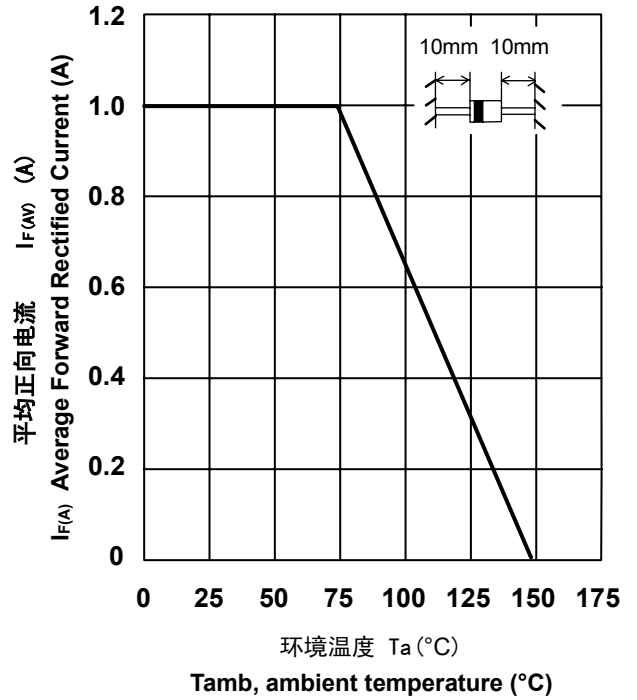
	符号 Symbols	1N 4001G	1N 4002G	1N 4003G	1N 4004G	1N 4005G	1N 4006G	1N 4007G	单位 Unit
最大正向电压 I <sub>F</sub> = 1.0A Maximum forward voltage	V <sub>F</sub>	1.1							V
最大反向电流 TA= 25°C Maximum reverse current TA=100°C	I <sub>R</sub>	5.0 100							μA
典型结电容 V <sub>R</sub> = 4.0V, f = 1MHz Type junction capacitance	C <sub>j</sub>	15							pF

特性曲线 Characteristic Curves

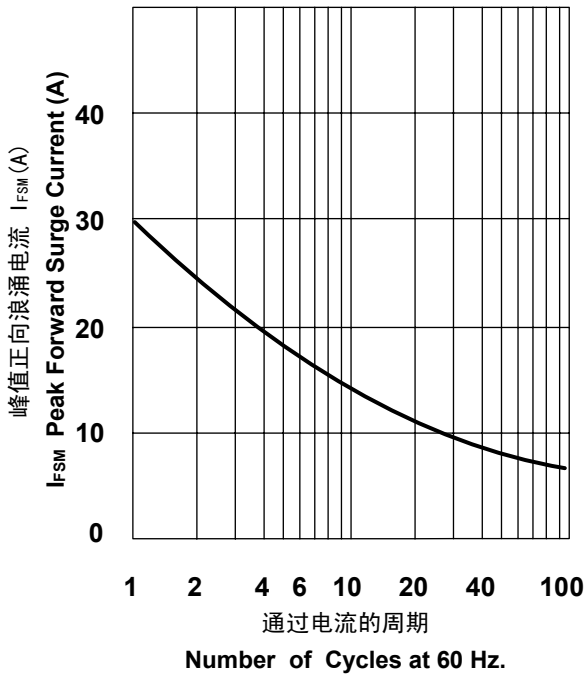
正向特性曲线 (典型值)  
TYPICAL FORWARD CHARACTERISTIC



正向电流降额曲线  
FORWARD CURRENT DERATING CURVE



浪涌特性曲线 (最大值)  
MAXIMUM NON REPETITIVE  
PEAK FORWARD SURGE CURRENT



典型结电容

TYPICAL JUNCTION CAPACITANCE

