



DFRF15A20-DFRF15A60

塑封超快速整流二极管

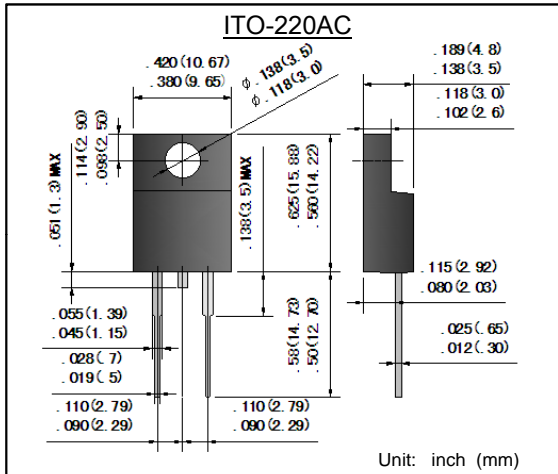
反向电压 200 ~ 600 V

正向电流 15 A

Plastic Ultra-Fast Recovery Rectifiers

Reverse Voltage 200 ~ 600 V

Forward Current 15 A



特征 Features

- 反向漏电流低 Low reverse leakage
- 正向浪涌承受能力强 High forward surge capability
- 高信赖性 High reliability
- 引线 and 管体皆符合RoHS标准
Lead and body according with RoHS standard
- 型号后缀“-F”标记无卤素产品
Green compound with suffix "-F" on Marking

机械数据 Mechanical Data

- 封装外形: ITO-220AC 塑封 Case: ITO-220AC Molded plastic
- 环氧树脂: UL易燃等级: 94V-0
Epoxy: UL 94V-0 rate flame retardant
- 引脚: 镀锡, 无铅 Lead: Pure tin plated, lead free
- 安装位置: 任意 Mounting Position: Any
- 安装扭矩: 推荐值 0.3牛*米 Mounting torque: Recommend 0.3 N*m

极限值和温度特性 TA = 25°C 除非另有规定。

Maximum Ratings & Thermal Characteristics

Ratings at 25°C ambient temperature unless otherwise specified.

参数 Parameter	符号 Symbols	DFRF 15A20	DFRF 15A30	DFRF 15A40	DFRF 15A60	单位 Unit
最大可重复峰值反向电压 Maximum repetitive peak reverse voltage	V_{RRM}	200	300	400	600	V
最大均方根电压 Maximum RMS voltage	V_{RMS}	140	210	280	420	V
最大直流阻断电压 Maximum DC blocking voltage	V_{DC}	200	300	400	600	V
最大正向平均整流电流 Maximum average forward rectified current	$I_{F(AV)}$	15.0				A
正向不重复浪涌电流 8.3 ms单一正弦半波 Non-repetitive peak forward surge current 8.3 ms single half sine-wave	I_{FSM}	150				A
典型热阻 Typical thermal resistance (Note 1)	$R_{\theta JC}$	5.5				°C/W
工作结温和存储温度 Operating junction and storage temperature rang	T_j, T_{STG}	-55 --- +150				°C

备注 Note:

- 1) 安装在PCB板上, 从PN结到管体的热阻。
- 1) Thermal resistance from junction to case, PCB mounted.

电特性 TA = 25°C 除非另有规定。

Electrical Characteristics

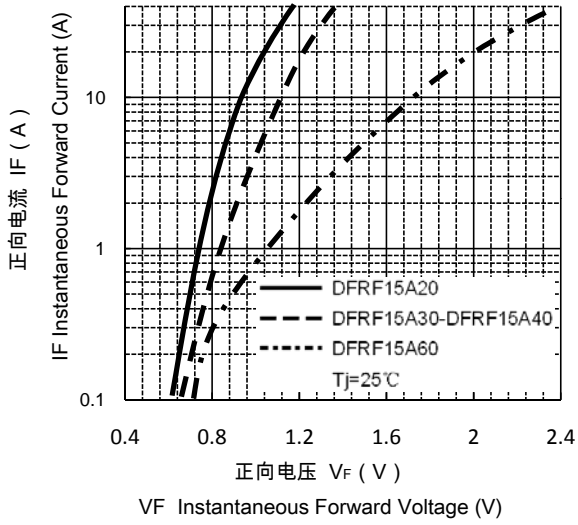
Ratings at 25°C ambient temperature unless otherwise specified.

参数 Parameter	符号 Symbols	DFRF 15A20	DFRF 15A30	DFRF 15A40	DFRF 15A60	单位 Unit
最大正向电压 @IF=15.0A Maximum forward voltage	V_F	0.98	1.30		1.80	V
最大反向电流 @V _{DC} TA= 25°C Maximum reverse current	I_R	30				μA
最大反向恢复时间 IF=0.5A, IR=1.0A, IRR=0.25A MAX. reverse recovery time	T_{rr}	30	40			ns

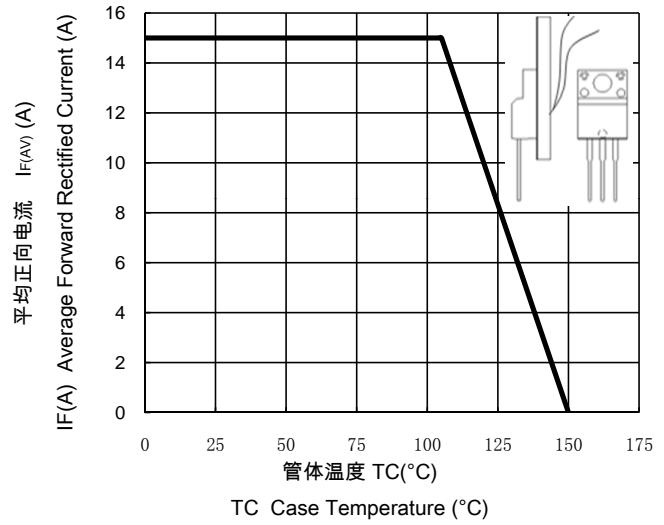


特性曲线 Characteristic Curves

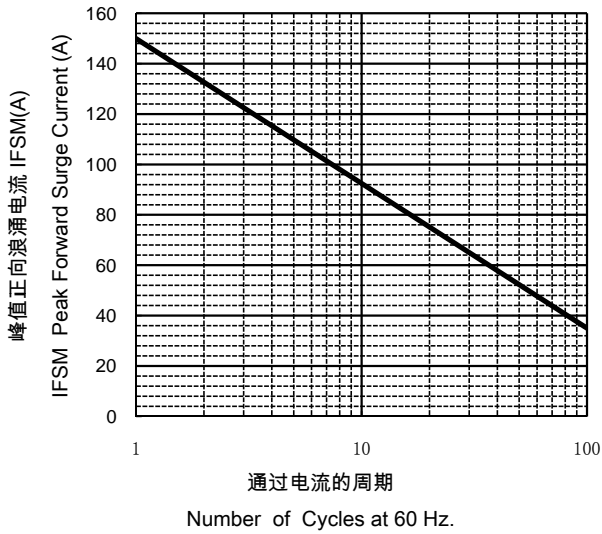
正向特性曲线 (典型值)
TYPICAL FORWARD CHARACTERISTIC



正向电流降额曲线
FORWARD CURRENT DERATING CURVE



浪涌特性曲线 (最大值)
MAXIMUM NON REPETITIVE
PEAK FORWARD SURGE CURRENT



反向特性曲线
TYPICAL REVERSE CHARACTERISTICS

