



DFRB10A20CT-DFRB10A60CT

塑封超快速整流二极管

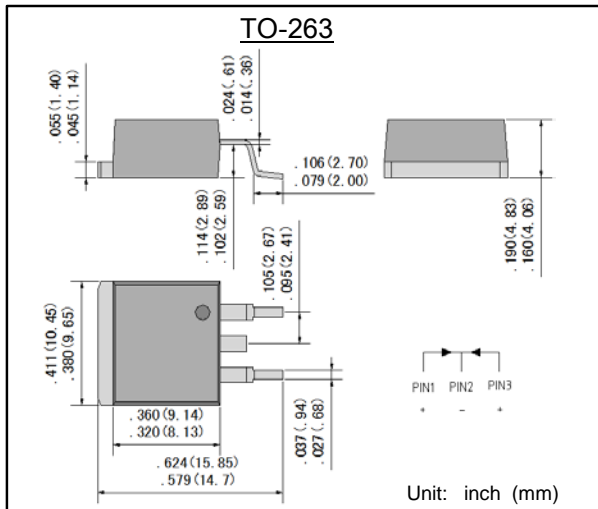
Plastic Ultra-Fast Recovery Rectifiers

反向电压 200 ~ 600 V

Reverse Voltage 200 ~ 600 V

正向电流 10 A

Forward Current 10 A



特征 Features

- 反向漏电流低 Low reverse leakage
- 正向浪涌承受能力强 High forward surge capability
- 高信赖性 High reliability
- 引线 and 管体皆符合RoHS标准
Lead and body according with RoHS standard
- 型号后缀“-F”标记无卤素产品
Green compound with suffix "-F" on Marking

机械数据 Mechanical Data

- 封装外形: TO-263 塑封 Case: ITO-263 Molded plastic
- 环氧树脂: UL易燃等级: 94V-0
Epoxy: UL 94V-0 rate flame retardant
- 引脚: 镀锡, 无铅 Lead: Pure tin plated, lead free
- 安装位置: 任意 Mounting Position: Any

最大值和特性 TA = 25°C 除非另有规定。

Maximum Ratings & Characteristics

Ratings at 25°C ambient temperature unless otherwise specified.

参数 Parameter	符号 Symbols	DFRB 10A20CT	DFRB 10A30CT	DFRB 10A40CT	DFRB 10A60CT	单位 Unit
最大可重复峰值反向电压 Maximum repetitive peak reverse voltage	V_{RRM}	200	300	400	600	V
最大均方根电压 Maximum RMS voltage	V_{RMS}	140	210	280	420	V
最大直流阻断电压 Maximum DC blocking voltage	V_{DC}	200	300	400	600	V
最大正向平均整流电流 Maximum average forward rectified current	$I_{F(AV)}$	10.0				A
正向不重复浪涌电流 8.3 ms单一正弦半波 Non-repetitive peak forward surge current 8.3 ms single half sine-wave	I_{FSM}	70				A
最大正向电压 @ $I_F=5.0A$ Maximum forward voltage	V_F	0.98	1.30	1.80		V
最大反向电流 @ V_{DC} Maximum reverse current	I_R	30				μA
最大反向恢复时间 $I_F=0.5A$, $I_R=1.0A$, $IRR=0.25A$ MAX. reverse recovery time	T_{rr}	40				ns
典型热阻 Typical thermal resistance (Note 1)	$R_{\theta JC}$	2.0				$^{\circ}C/W$
工作结温和存储温度 Operating junction and storage temperature rang	T_j, T_{STG}	-55 --- +150				$^{\circ}C$

备注 Note:

1) 安装在PCB板上, 从PN结到管体的热阻。

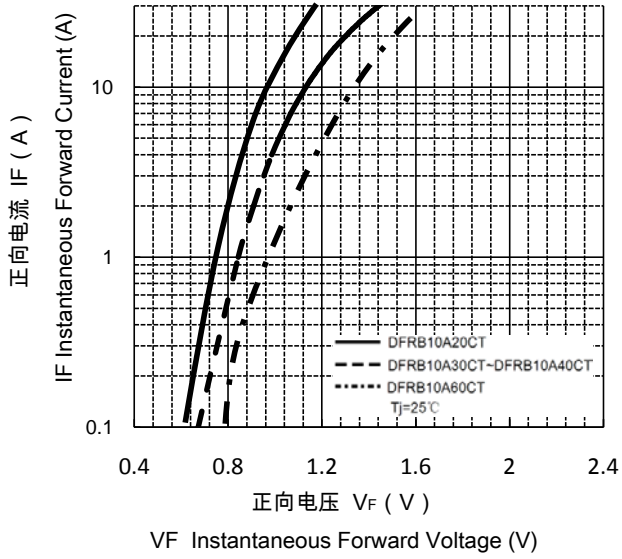
1) Thermal resistance from junction to case, PCB mounted.



特性曲线 Characteristic Curves

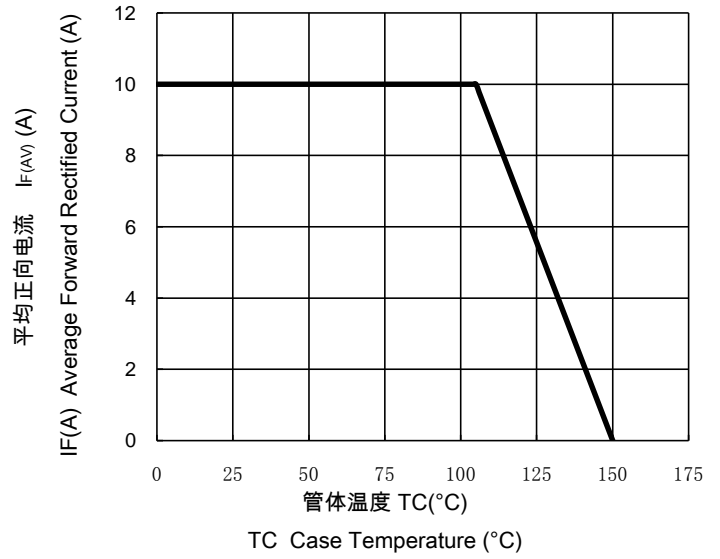
正向特性曲线 (典型值)

TYPICAL FORWARD CHARACTERISTIC



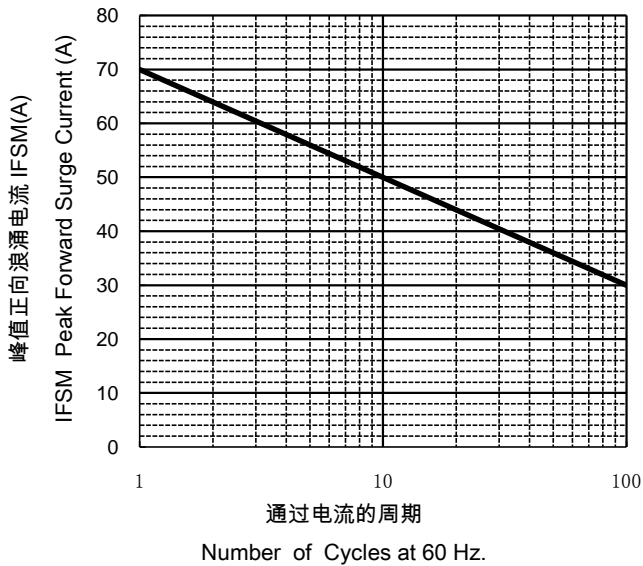
正向电流降额曲线

FORWARD CURRENT DERATING CURVE



浪涌特性曲线 (最大值)

MAXIMUM NON REPETITIVE PEAK FORWARD SURGE CURRENT



反向特性曲线

Typical Reverse Characteristics

