



# MBRF3040CT-MBRF30200CT

肖特基二极管

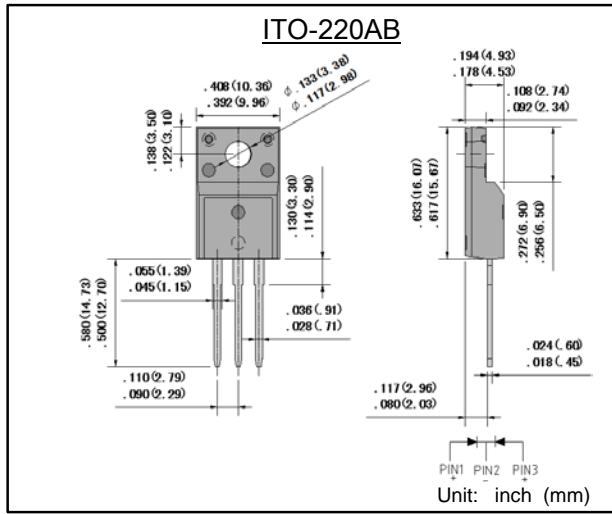
反向电压 40 ~ 200 V

正向电流 30 A

Schottky Barrier Rectifiers

Reverse Voltage 40 ~ 200 V

Forward Current 30 A



## 特征 Features

- 反向漏电流低 Low reverse leakage
- 正向浪涌承受能力强 High forward surge capability
- 高信赖性 High reliability
- 引线 and 管体皆符合RoHS标准  
Lead and body according with RoHS standard
- 型号后缀“-F”标记无卤素产品  
Green compound with suffix "-F" on Marking

## 机械数据 Mechanical Data

- 封装外形: ITO-220AB 塑封 Case: ITO-220AB Molded plastic
- 环氧树脂: UL易燃等级: 94V-0  
Epoxy: UL 94V-0 rate flame retardant
- 引脚: 镀锡, 无铅 Lead: Pure tin plated, lead free
- 安装位置: 任意 Mounting Position: Any
- 安装扭矩: 推荐值 0.3 N\*米 Mounting torque: Recommend 0.3 N\*m

极限值和温度特性 TA = 25°C 除非另有规定。

Maximum Ratings & Thermal Characteristics Ratings at 25°C ambient temperature unless otherwise specified.

参数 Parameter	符号 Symbols	MBRF 3040CT	MBRF 3045CT	MBRF 3050CT	MBRF 3060CT	MBRF 3080CT	MBRF 30100CT	MBRF 30150CT	MBRF 30200CT	单位 Unit
最大可重复峰值反向电压 Maximum repetitive peak reverse voltage	$V_{RRM}$	40	45	50	60	80	100	150	200	V
最大均方根电压 Maximum RMS voltage	$V_{RMS}$	28	31.5	35	42	56	70	105	140	V
最大直流阻断电压 Maximum DC blocking voltage	$V_{DC}$	40	45	50	60	80	100	150	200	V
最大正向平均整流电流 Maximum average forward rectified current	$I_{F(AV)}$	30.0								A
正向不重复浪涌电流 8.3 ms 单一正弦半波 8.3 ms single half sine-wave Non-repetitive peak forward surge current	$I_{FSM}$	180								A
典型热阻 Typical thermal resistance (Note 1)	$R_{\theta JC}$	4								°C/W
工作结温和存储温度 Operating junction and storage temperature range	$T_j, T_{STG}$	-55 --- +150								°C

备注 Note:

- 1) 安装在PCB板上, 从PN结到管体的热阻。  
1) Thermal resistance from junction to case, PCB mounted.

电特性 TA = 25°C 除非另有规定。

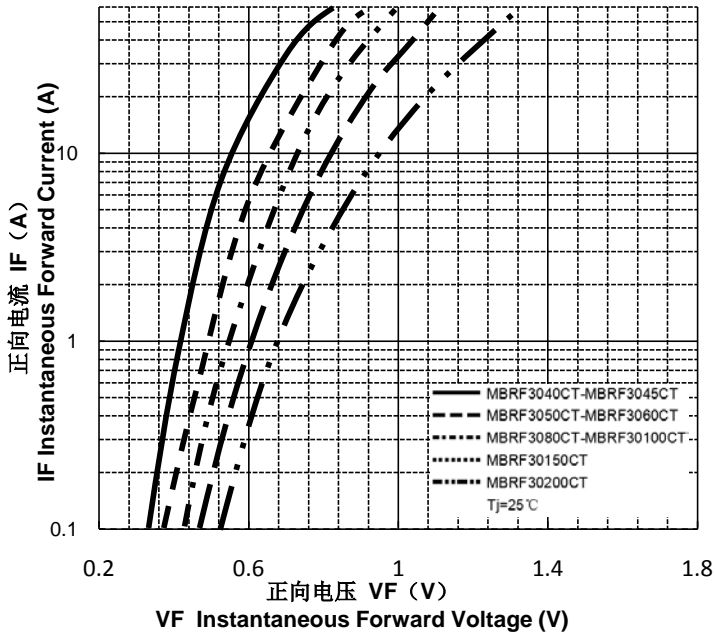
Electrical Characteristics Ratings at 25°C ambient temperature unless otherwise specified.

参数 Parameter	符号 Symbols	MBRF 3040CT	MBRF 3045CT	MBRF 3050CT	MBRF 3060CT	MBRF 3080CT	MBRF 30100CT	MBRF 30150CT	MBRF 30200CT	单位 Unit
最大正向电压 @IF=15.0A Maximum forward voltage	$V_F$	0.70		0.80		0.85		0.95	0.99	V
最大反向电流 @V <sub>DC</sub> TA = 25°C Maximum reverse current	$I_R$	200		100		50				uA

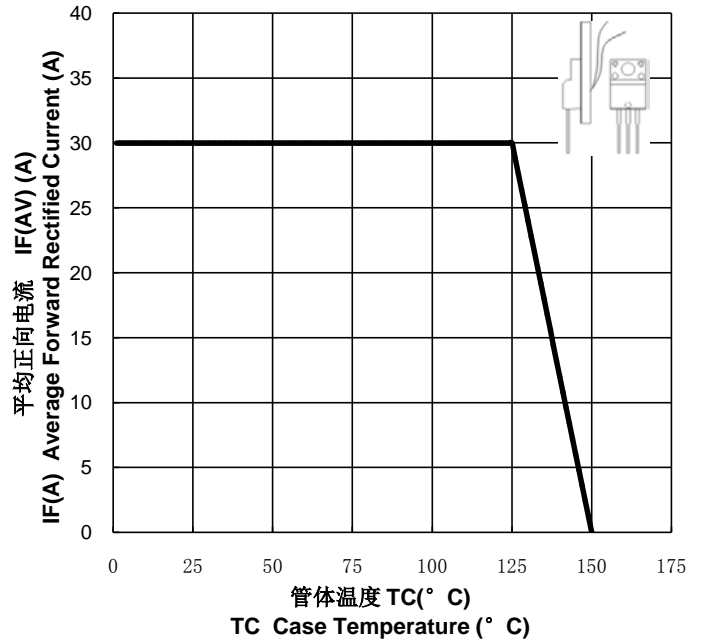


## 特性曲线 Characteristic Curves

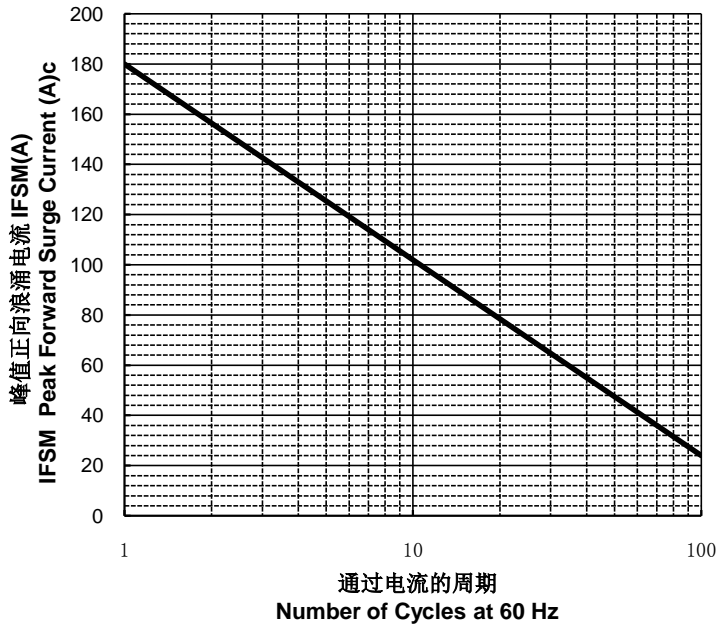
### 正向特性曲线 (典型值) TYPICAL FORWARD CHARACTERISTIC



### 正向电流降额曲线 FORWARD CURRENT DERATING CURVE



### 浪涌特性曲线 (最大值) MAXIMUM NON REPETITIVE PEAK FORWARD SURGE CURRENT



### 反向特性曲线 Typical Reverse Characteristics

