



MBR2040CT-MBR20200CT

肖特基二极管
反向电压 40 ~ 200 V
正向电流 20 A

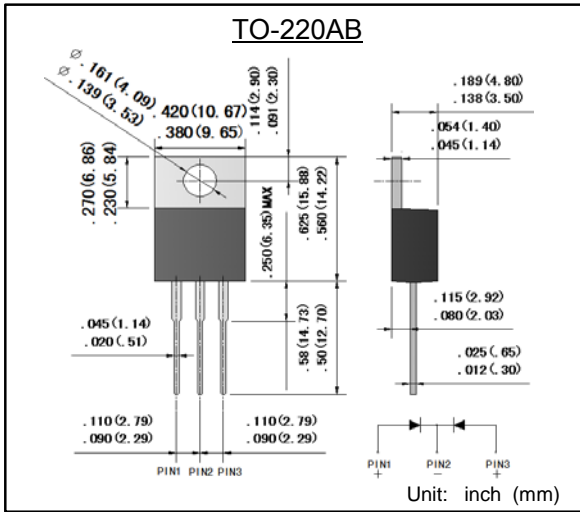
Schottky Barrier Rectifiers
Reverse Voltage 40 ~ 200 V
Forward Current 20 A

特征 Features

- 反向漏电流低 Low reverse leakage
- 正向浪涌承受能力强 High forward surge capability
- 高信赖性 High reliability
- 引线 and 管体皆符合RoHS标准
Lead and body according with RoHS standard
- 型号后缀“-F”标记无卤素产品
Green compound with suffix "-F" on Marking

机械数据 Mechanical Data

- 封装外形: TO-220AB 塑封 Case: TO-220AB Molded plastic
- 环氧树脂: UL易燃等级: 94V-0
Epoxy: UL 94V-0 rate flame retardant
- 引脚: 镀锡, 无铅 Lead: Pure tin plated, lead free
- 安装位置: 任意 Mounting Position: Any
- 安装扭矩: 推荐值 0.3牛*米 Mounting torque : Recommend 0.3 N*m



最大值和特性 Maximum Ratings & Characteristics

TA = 25°C 除非另有规定。

Ratings at 25°C ambient temperature unless otherwise specified.

参数 Parameter	符号 Symbols	MBR 2040CT	MBR 2045CT	MBR 2050CT	MBR 2060CT	MBR 2080CT	MBR 20100CT	MBR 20150CT	MBR 20200CT	单位 Unit
最大可重复峰值反向电压 Maximum repetitive peak reverse voltage	V_{RRM}	40	45	50	60	80	100	150	200	V
最大均方根电压 Maximum RMS voltage	V_{RMS}	28	31.5	35	42	56	70	105	140	V
最大直流阻断电压 Maximum DC blocking voltage	V_{DC}	40	45	50	60	80	100	150	200	V
最大正向平均整流电流 Maximum average forward rectified current	$I_{F(AV)}$	20.0								A
正向不重复浪涌电流 8.3 ms单一正弦半波 Non-repetitive peak forward surge current 8.3 ms singlehalf sine-wave	I_{FSM}	150								A
最大正向电压 @IF=10.0A Maximum forward voltage	V_F	0.70	0.80		0.85		0.95	0.99		V
最大反向电流 @V _{DC} TA= 25°C Maximum reverse current	I_R	100				50				uA
典型热阻 Typical thermal resistance (Note 1)	R θ JC	2.0								°C/W
工作结温和存储温度 Operating junction and storage temperature rang	T _j , T _{STG}	-55 --- +150								°C

备注 Note:

1) 安装在PCB板上, 从PN结到管体的热阻。

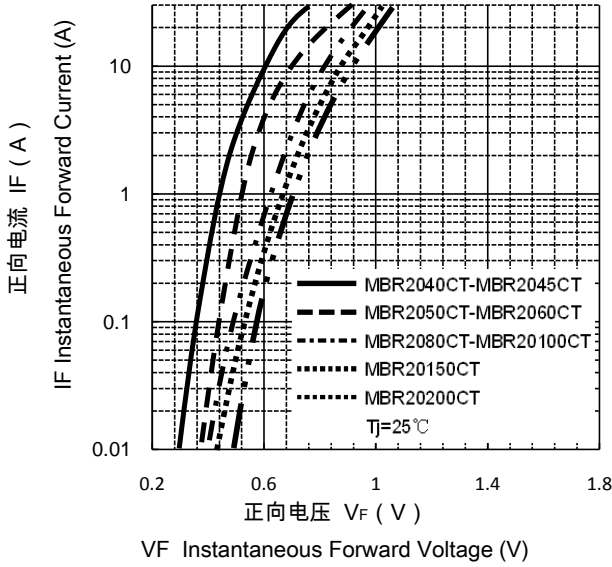
1) Thermal resistance from junction to case , PCB mounted.



特性曲线 Characteristic Curves

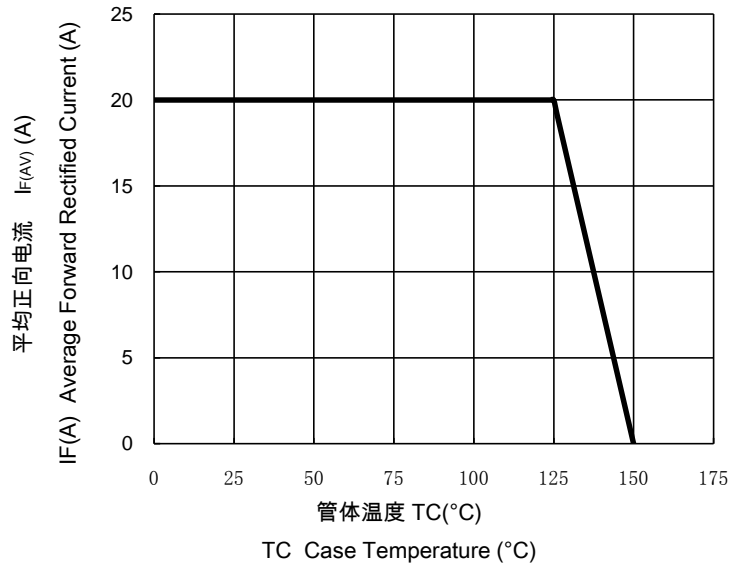
正向特性曲线 (典型值)

TYPICAL FORWARD CHARACTERISTIC



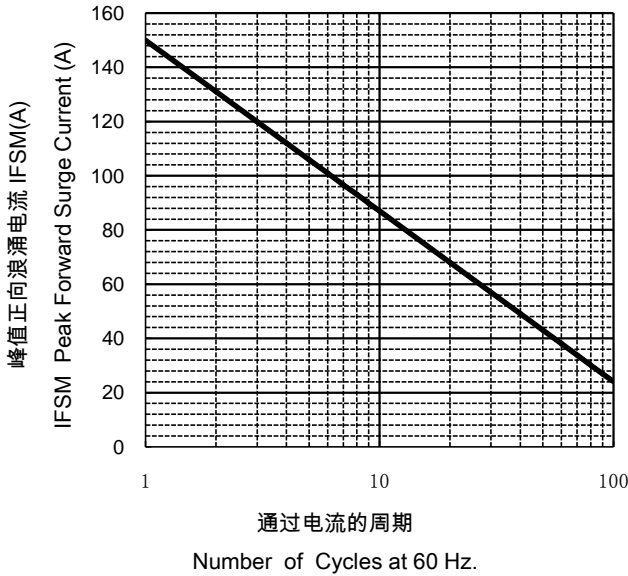
正向电流降额曲线

FORWARD CURRENT DERATING CURVE



浪涌特性曲线 (最大值)

MAXIMUM NON REPETITIVE PEAK FORWARD SURGE CURRENT



反向特性曲线

Typical Reverse Characteristics

