



KBK10A-KBK10M

单相硅整流桥堆

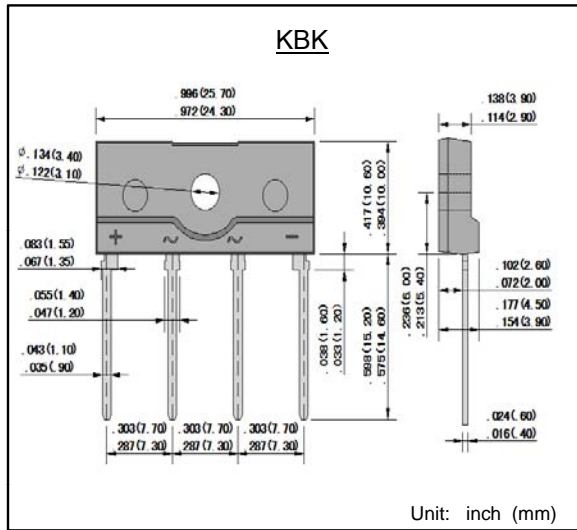
反向电压 50 ~ 1000 V

正向电流 10 A

Single phase Silicon Bridge Rectifiers

Reverse Voltage 50 ~ 1000 V

Forward Current 10 A



Unit: inch (mm)

特征 Features

- 反向漏电流低 Low reverse leakage
- 正向浪涌承受能力强 High forward surge capability
- 高信赖性 High reliability
- 玻璃钝化芯片 Glass passivated chip
- 引线 and 管体皆符合RoHS标准
Lead and body according with RoHS standard
- 型号后缀“-F”标记无卤素产品
Green compound with suffix "-F" on Marking

机械数据 Mechanical Data

- 封装外形: KBK 塑封 Case: KBK Molded plastic
- 环氧树脂: UL 易燃等级: 94V-0
Epoxy: UL 94V-0 rate flame retardant
- 引脚: 镀锡, 无铅 Lead: Pure tin plated, lead free
- 安装位置: 任意 Mounting Position: Any
- 安装扭矩: 推荐值 0.5牛*米 Mounting torque: Recommend 0.5 N*m

最大值和特性 TA = 25°C 除非另有规定。 Maximum Ratings & Characteristics

Ratings at 25°C ambient temperature unless otherwise specified.

参数 Parameter	符号 Symbols	KBK 10A	KBK 10B	KBK 10D	KBK 10G	KBK 10J	KBK 10K	KBK 10M	单位 Unit
最大可重复峰值反向电压 Maximum repetitive peak reverse voltage	V_{RRM}	50	100	200	400	600	800	1000	V
最大均方根电压 Maximum RMS voltage	V_{RMS}	35	70	140	280	420	560	700	V
最大直流阻断电压 Maximum DC blocking voltage	V_{DC}	50	100	200	400	600	800	1000	V
最大正向平均整流电流 Maximum average forward rectified current	$I_{F(AV)}$	10.0							A
正向不重复浪涌电流 8.3 ms 单一正弦半波 Non-repetitive peak forward surge current 8.3 ms single half sine-wave	I_{FSM}	150							A
引线和管壳间绝缘强度 Dielectric strength Terminals to case	V_{dis}	2000							V
熔断系数 $t \leq 8.3$ ms Current squared time $t \leq 8.3$ ms	I^2t	93							A ² S
最大正向电压 @IF=5.0A Maximum forward voltage	V_F	1.1							V
最大反向电流 @V _{DC} TA = 25°C Maximum reverse current	I_R	10							μA
典型热阻 Typical thermal resistance (Note 1) Typical thermal resistance (Note 1)	$R_{\theta JC}$	2.8							°C/W
工作结温和存储温度 Operating junction and storage temperature range	T_j, T_{STG}	-55 --- +150							°C

备注 Note:

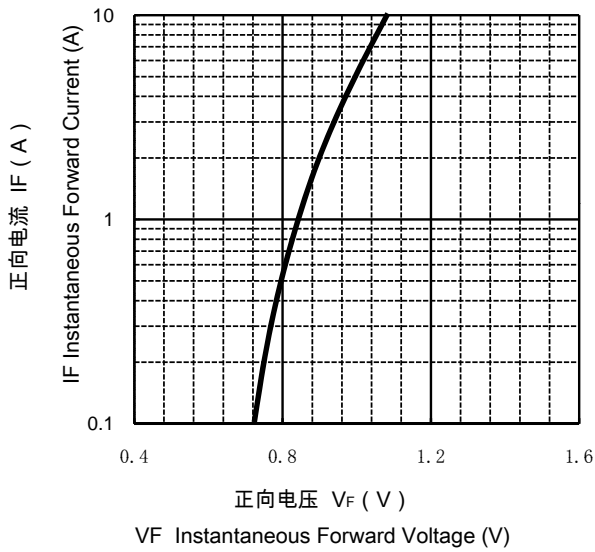
- 1) 安装在PCB板上, 从PN结到管体的热阻。
1) Thermal resistance from junction to case, PCB mounted.



特性曲线 Characteristic Curves

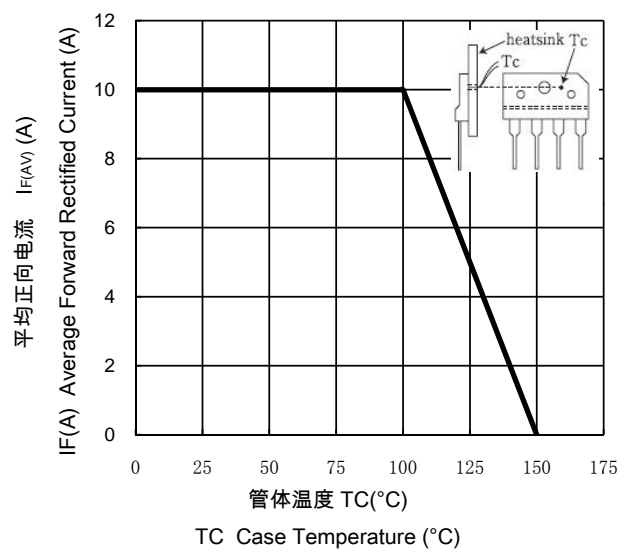
正向特性曲线 (典型值)

TYPICAL FORWARD CHARACTERISTIC



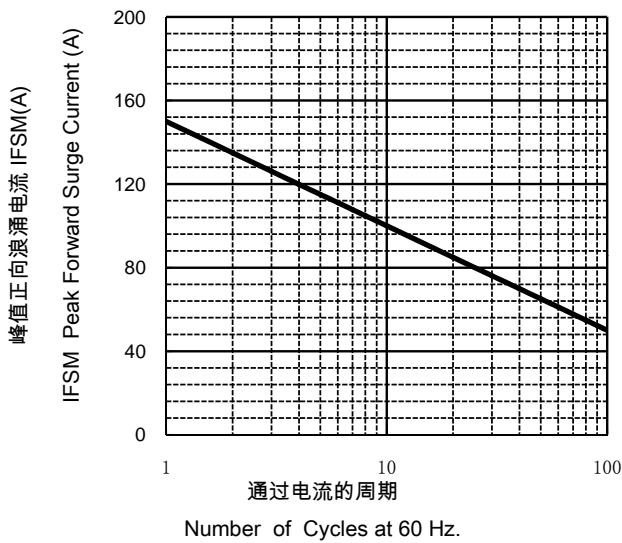
正向电流降额曲线

FORWARD CURRENT DERATING CURVE



浪涌特性曲线 (最大值)

MAXIMUM NON REPETITIVE PEAK FORWARD SURGE CURRENT



反向特性曲线

Typical Reverse Characteristics

