



单向硅整流桥堆

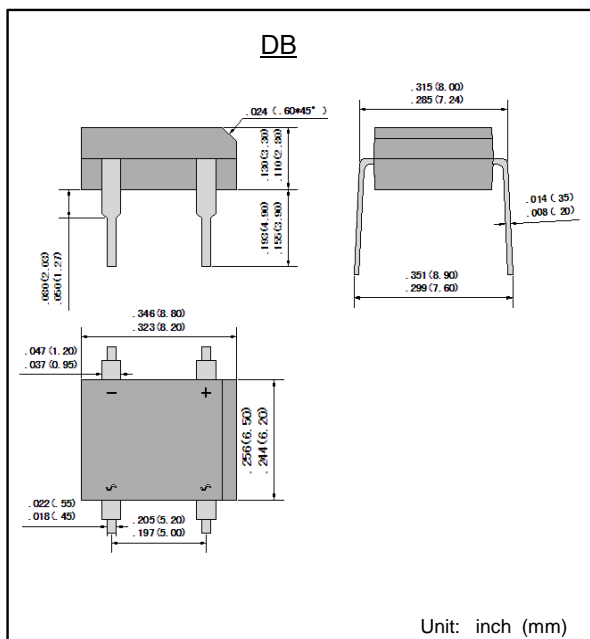
反向电压 50 ~ 1000 V

正向电流 1.5 A

Single-phase Silicon Bridge Rectifiers

Reverse Voltage 50 ~ 1000 V

Forward Current 1.5 A



特征 Features

- 反向漏电流低 Low reverse leakage
- 正向浪涌承受能力强 High forward surge capability
- 高温焊接保证 High temperature soldering guaranteed:
260°C/10 秒 260°C/10seconds
- 玻璃钝化芯片 Glass passivated chip
- 引线 and 管体皆符合RoHS标准。
Lead and body according with RoHS standard

机械数据 Mechanical Data

- 封装外形:DB 塑封 Case:DB Molded plastic
- 环氧树脂: UL 易燃等级: 94V-0
Epoxy: UL 94V-0 rate flame retardant
- 极性: 标记模压或印于本体
Polarity: Symbols molded or marked on body
- 安装位置: 任意 Mounting Position: Any

最大值和特性 TA = 25°C 除非另有规定。

Maximum Ratings & Characteristics Ratings at 25°C ambient temperature unless otherwise specified.

参数 Parameter	符号 Symbols	DB 151	DB 152	DB 153	DB 154	DB 155	DB 156	DB 157	单位 Unit
最大可重复峰值反向电压 Maximum repetitive peak reverse voltage	V_{RRM}	50	100	200	400	600	800	1000	V
最大均方根电压 Maximum RMS voltage	V_{RMS}	35	70	140	280	420	560	700	V
最大直流阻断电压 Maximum DC blocking voltage	V_{DC}	50	100	200	400	600	800	1000	V
最大正向平均整流电流 Maximum average forward rectified current	$I_{F(AV)}$	1.5							A
正向不重复浪涌电流 8.3 ms 单一正弦半波 Non-repetitive peak forward surge current 8.3 ms singlehalf sine-wave	I_{FSM}	50							A
最大正向电压 @IF=1.5A Maximum forward voltage	V_F	1.1							V
最大反向电流 @V _{DC} Maximum reverse current	I_R	5							μA
典型热阻 Typical thermal resistance (Note 1)	RθJA	40							°C/W
工作结温和存储温度 Operating junction and storage temperature range	T _j , T _{STG}	-55 --- +150							°C

备注 Note:

1) 安装在PCB板上, 从PN结到管体的热阻。

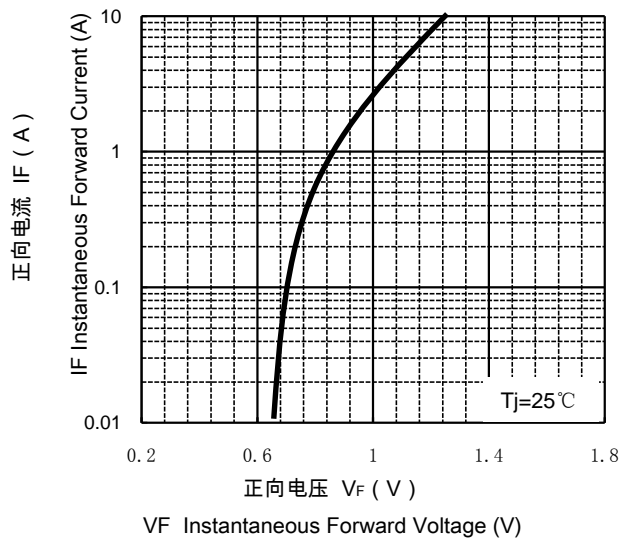
1) Thermal resistance from junction to case, PCB mounted.



特性曲线 Characteristic Curves

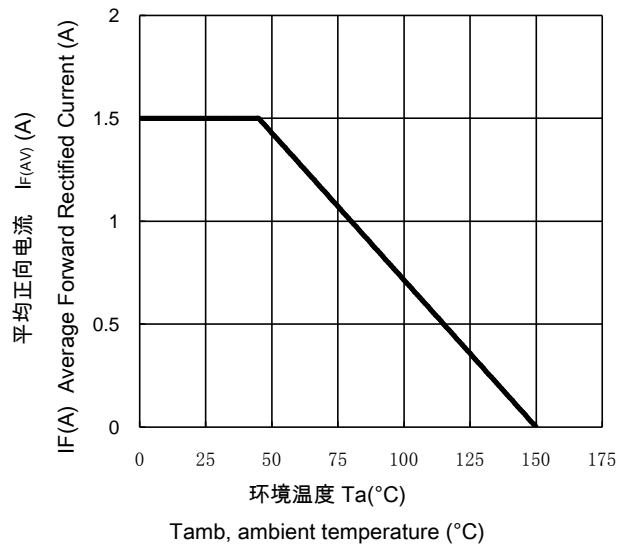
正向特性曲线 (典型值)

TYPICAL FORWARD CHARACTERISTIC



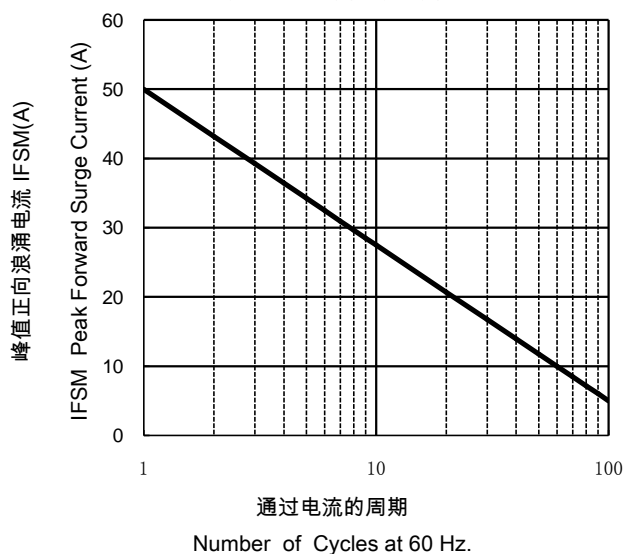
正向电流降额曲线

FORWARD CURRENT DERATING CURVE



浪涌特性曲线 (最大值)

MAXIMUM NON REPETITIVE PEAK FORWARD SURGE CURRENT



反向特性曲线

Typical Reverse Characteristics

