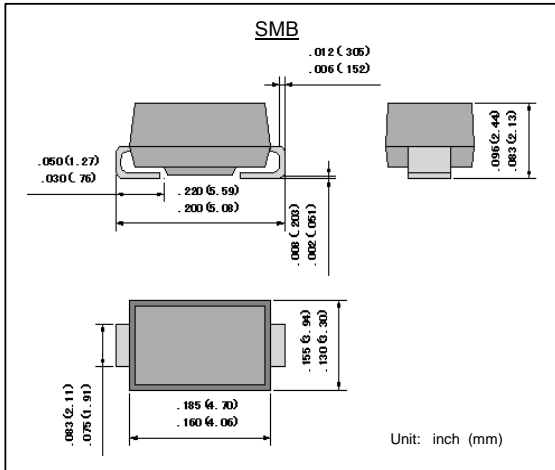




瞬间电压抑制二极管
功率 600 W
电压范围 5.0 - 440 V

TRANSIENT VOLTAGE SUPPRESSORS
Power Dissipation 600 W
Voltage Range 5.0 - 440 V



特征 Features

- 表面安装应用程序以优化空间
For surface mounted applications in order to optimize board space.
- 低电感 Low inductance
- 优秀夹紧功能 Excellent clamping capability
- 引线 and 管体皆符合RoHS标准
Lead and body according with RoHS standard
- 玻璃钝化接面 Glass passivated junction

机械数据 Mechanical Data

- 封装: SMB塑封 封装 Case:SMB Molded plastic
- 极性: 色环端为负极 Polarity: Color band denotes cathode end
- 安装位置: 任意 Mounting Position: Any

最大值和特性 TA = 25°C 除非另有规定。

Maximum Ratings & Characteristics Ratings at 25°C ambient temperature unless otherwise specified.

参数 Parameter	符号 Symbols	数值	单位
		Value	Unit
Peak Pulse Power Dissipation on 10/1000us waveform (Note1,Note2).	P _{PPM}	Minimum 600	W
Peak Pulse Current of on 10/1000us waveform.(Note1)	I _{PPM}	See Table	A
Steady State Power Dissipation at TL =75°C,Lead lengths .375", (9.5mm) (Note2).	P _{M(AV)}	5.0	W
Peak Forward Surge Current,8.3ms Single Half Sine-Wave Superimposed on Rated Load, (JEDEC Method) (Note 3).	I _{FSM}	100	A
Maximum Instantaneous Forward Voltage at 50A (Note 3) unidirectional only.	VF	3.5	V
Operating junction and Storage Temperature Range.	T _J , T _{STG}	-65 to +150	°C

备注

- Notes: 1. Non-repetitive current pulse, per Fig. 3 and derated above TA = 25°C per Fig. 2
2. Mounted on 5.0mm x 5.0mm (0.03mm thick) Copper Pads to each terminal.
3. 8.3ms single half sine-wave, or equivalent square wave, Duty cycle = 4 pulses per minutes maximum.



SMBJ SERIES

产品型号 Part No.		Device Marking Code		Reverse Stand-Off Voltage	Breakdown Voltage MIN.@IT	Breakdown Voltage MAX.@IT	Test Current	Maximum Clamping Voltage @IPP	Peak Pulse Current	Reverse Leakage @V _{RWM}
UNT-POLAR	BI-POLAR	UNI	BI	V _{RWM(V)}	V _{BR MIN.(V)}	V _{BR Max. (V)}	IT(mA)	Vc(v)	Ipp(A)	I _r (uA)
SMBJ5.0A	SMBJ5.0CA	KE	AE	5	6.37	7.04	10	9.2	65.22	800
SMBJ6.0A	SMBJ6.0CA	KG	AG	6	6.67	7.37	10	10.3	58.26	800
SMBJ6.5A	SMBJ6.5CA	KK	AK	6.5	7.22	7.98	10	11.2	53.58	500
SMBJ7.0A	SMBJ7.0CA	KM	AM	7	7.78	8.6	10	12	50.00	200
SMBJ7.5A	SMBJ7.5CA	KP	AP	7.5	8.33	9.21	1	12.9	46.52	100
SMBJ8.0A	SMBJ8.0CA	KR	AR	8	8.89	9.83	1	13.6	44.12	50
SMBJ8.5A	SMBJ8.5CA	KT	AT	8.5	9.44	10.4	1	14.4	41.67	20
SMBJ9.0A	SMBJ9.0CA	KV	AV	9	10	11.1	1	15.4	38.97	10
SMBJ10A	SMBJ10CA	KX	AX	10	11.1	12.3	1	17	35.30	5
SMBJ11A	SMBJ11CA	KZ	AZ	11	12.2	13.5	1	18.2	32.97	1
SMBJ12A	SMBJ12CA	LE	BE	12	13.3	14.7	1	19.9	30.16	1
SMBJ13A	SMBJ13CA	LG	BG	13	14.4	15.9	1	21.5	27.91	1
SMBJ14A	SMBJ14CA	LK	BK	14	15.6	17.2	1	23.2	25.87	1
SMBJ15A	SMBJ15CA	LM	BM	15	16.7	18.5	1	24.4	24.60	1
SMBJ16A	SMBJ16CA	LP	BP	16	17.8	19.7	1	26	23.08	1
SMBJ17A	SMBJ17CA	LR	BR	17	18.9	20.9	1	27.6	21.74	1
SMBJ18A	SMBJ18CA	LT	BT	18	20	22.1	1	29.2	20.55	1
SMBJ20A	SMBJ20CA	LV	BV	20	22.2	24.5	1	32.4	18.52	1
SMBJ22A	SMBJ22CA	LX	BX	22	24.4	26.9	1	35.5	16.91	1
SMBJ24A	SMBJ24CA	LZ	BZ	24	26.7	29.5	1	38.9	15.43	1
SMBJ26A	SMBJ26CA	ME	CE	26	28.9	31.9	1	42.1	14.26	1
SMBJ28A	SMBJ28CA	MG	CG	28	31.1	34.4	1	45.4	13.22	1
SMBJ30A	SMBJ30CA	MK	CK	30	33.3	36.8	1	48.4	12.40	1
SMBJ33A	SMBJ33CA	MM	CM	33	36.7	40.6	1	53.3	11.26	1
SMBJ36A	SMBJ36CA	MP	CP	36	40	44.2	1	58.1	10.33	1
SMBJ40A	SMBJ40CA	MR	CR	40	44.4	49.1	1	64.5	9.31	1
SMBJ43A	SMBJ43CA	MT	CT	43	47.8	52.8	1	69.4	8.65	1
SMBJ45A	SMBJ45CA	MV	CV	45	50	55.3	1	72.7	8.26	1
SMBJ48A	SMBJ48CA	MX	CX	48	53.3	58.9	1	77.4	7.76	1
SMBJ51A	SMBJ51CA	MZ	CZ	51	56.7	62.7	1	82.4	7.29	1
SMBJ54A	SMBJ54CA	NE	DE	54	60	66.3	1	87.1	6.89	1
SMBJ58A	SMBJ58CA	NG	DG	58	64.4	71.2	1	93.6	6.42	1
SMBJ60A	SMBJ60CA	NK	DK	60	66.7	73.7	1	96.8	6.20	1
SMBJ64A	SMBJ64CA	NM	DM	64	71.1	78.6	1	103	5.83	1
SMBJ70A	SMBJ70CA	NP	DP	70	77.8	86	1	113	5.31	1
SMBJ75A	SMBJ75CA	NR	DR	75	83.3	92.1	1	121	4.96	1
SMBJ78A	SMBJ78CA	NT	DT	78	86.7	95.8	1	126	4.77	1
SMBJ85A	SMBJ85CA	NV	DV	85	94.4	104	1	137	4.38	1
SMBJ90A	SMBJ90CA	NX	DX	90	100	111	1	146	4.11	1
SMBJ100A	SMBJ100CA	NZ	DZ	100	111	123	1	162	3.71	1
SMBJ110A	SMBJ110CA	PE	EE	110	122	135	1	177	3.39	1
SMBJ120A	SMBJ120CA	PG	EG	120	133	147	1	193	3.11	1
SMBJ130A	SMBJ130CA	PK	EK	130	144	159	1	209	2.88	1
SMBJ150A	SMBJ150CA	PM	EM	150	167	185	1	243	2.47	1
SMBJ160A	SMBJ160CA	PP	EP	160	178	197	1	259	2.32	1
SMBJ170A	SMBJ170CA	PR	ER	170	189	209	1	275	2.19	1
SMBJ180A	SMBJ180CA	PT	ET	180	201	222	1	292	2.06	1
SMBJ190A	SMBJ190CA	PA	EC	190	211	233	1	308	1.95	1
SMBJ200A	SMBJ200CA	PV	EV	200	224	247	1	324	1.86	1
SMBJ210A	SMBJ210CA	PB	ED	210	237	263	1	340	1.77	1
SMBJ220A	SMBJ220CA	PX	EX	220	246	272	1	356	1.69	1
SMBJ250A	SMBJ250CA	PZ	EZ	250	279	309	1	405	1.49	1
SMBJ300A	SMBJ300CA	QE	FE	300	335	371	1	486	1.24	1
SMBJ350A	SMBJ350CA	QG	FG	350	391	432	1	567	1.06	1
SMBJ400A	SMBJ400CA	QK	FK	400	447	494	1	648	0.93	1
SMBJ440A	SMBJ440CA	QM	FM	440	492	543	1	713	0.85	1

Notes: For bidirectional type having VRWM of 10 volts and less, the IR limit is double.



Characteristic Curves

Figure 1 - Peak Pulse Power Rating Curve

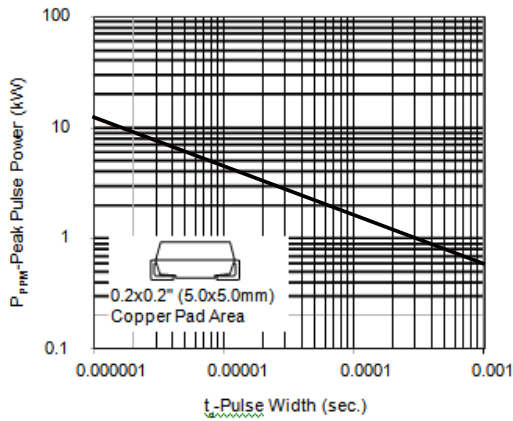


Figure 2 - Pulse Derating Curve

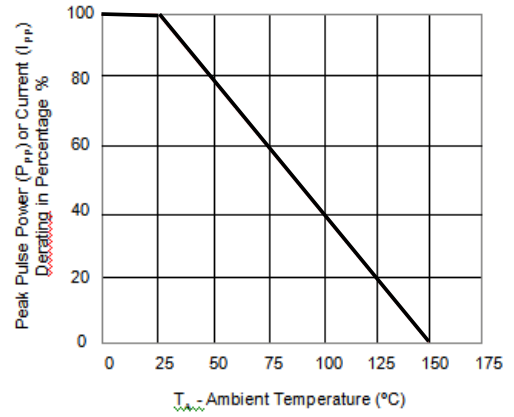


Figure 3 - Pulse Waveform

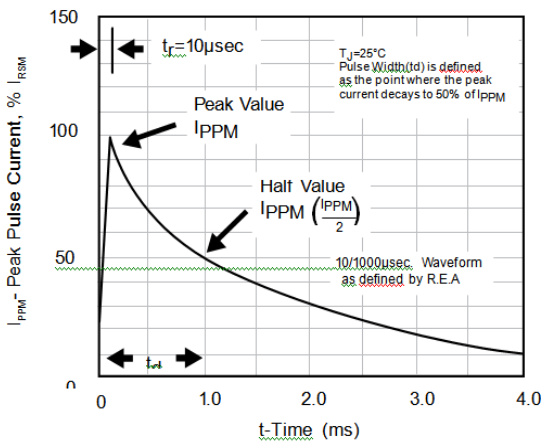


Figure 4 - Typical Junction Capacitance

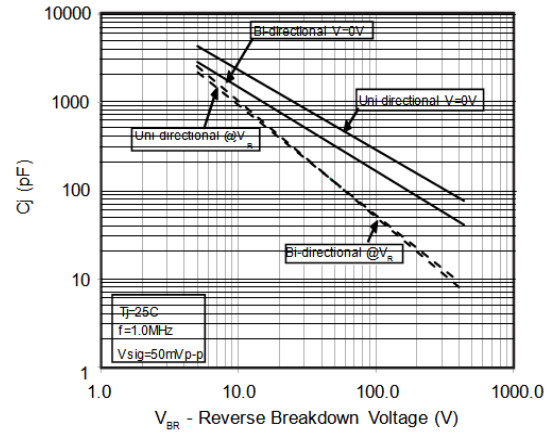


Figure 5 - Steady State Power Dissipation Derating Curve

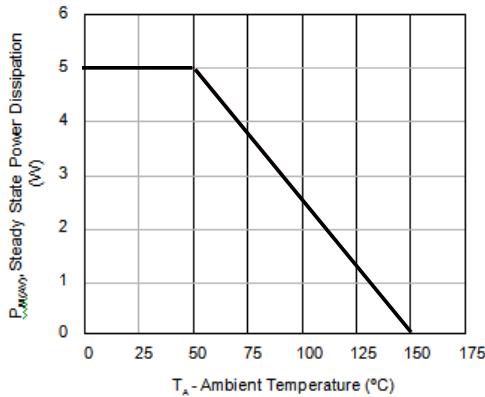


Figure 6 - Maximum Non-Repetitive Forward Surge Current Uni-Directional Only

