



表面安装肖特基二极管

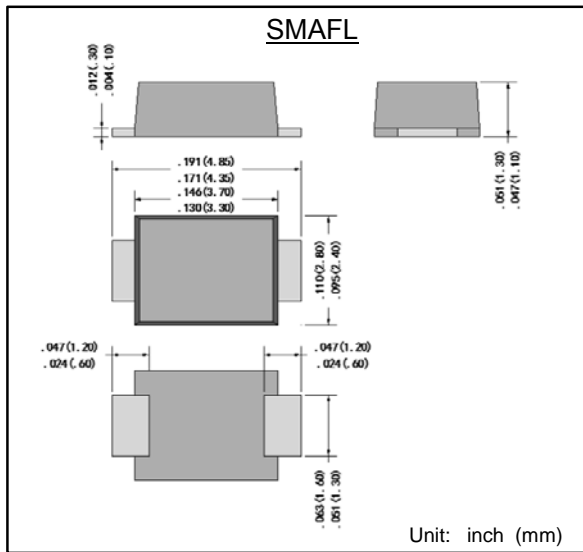
反向电压 40 V

正向电流 3.0 A

Surface Mounted Schottky Barrier Rectifiers

Reverse Voltage 40 V

Forward Current 3.0 A



特征 Features

- 反向漏电流低 Low reverse leakage
- 正向浪涌承受能力强 High forward surge capability
- 高信赖性 High reliability
- 高温焊接保证 High temperature soldering guaranteed:
260°C/10 秒
260°C/10seconds
- 引线 and 管体皆符合RoHS标准
Lead and body according with RoHS standard
- 型号后缀“-F”标记无卤素产品
Green compound with suffix "-F" on Marking

机械数据 Mechanical Data

- 封装外形:SMAFL塑封 Case:SMAFL Molded plastic
- 环氧树脂: UL易燃等级: 94V-0
Epoxy: UL 94V-0 rate flame retardant
- 引脚: 镀锡,无铅 Lead: Pure tin plated, lead free

最大值和特性 TA = 25°C 除非另有规定。

Maximum Ratings & Characteristics

Ratings at 25°C ambient temperature unless otherwise specified.

参数 Parameter	符号 Symbols	SL34FA	单位 Unit
最大可重复峰值反向电压 Maximum repetitive peak reverse voltage	V_{RRM}	40	V
最大均方根电压 Maximum RMS voltage	V_{RMS}	28	V
最大直流阻断电压 Maximum DC blocking voltage	V_{DC}	40	V
最大正向平均整流电流 Maximum average forward rectified current	$I_{F(AV)}$	3.0	A
正向不重复浪涌电流 8.3 ms单一正弦半波 Non-repetitive peak forward surge current 8.3 ms singlehalf sine-wave	I_{FSM}	70	A
最大正向电压 @ $I_F=3.0A$ Maximum forward voltage	V_F	0.45	V
最大反向电流 @ V_{DC} TA= 25°C Maximum reverse current	I_R	500	μA
典型热阻Typical thermal resistance (Note 1)	$R_{\theta JA}$	90	°C/W
工作结温 Operating junction	T_j	-55 --- +125	°C
存储温度 Storage temperature rang	TSTG	-55 --- +150	°C

备注 Note:

1) 安装在PCB板上, 从PN结到周围环境的热阻。

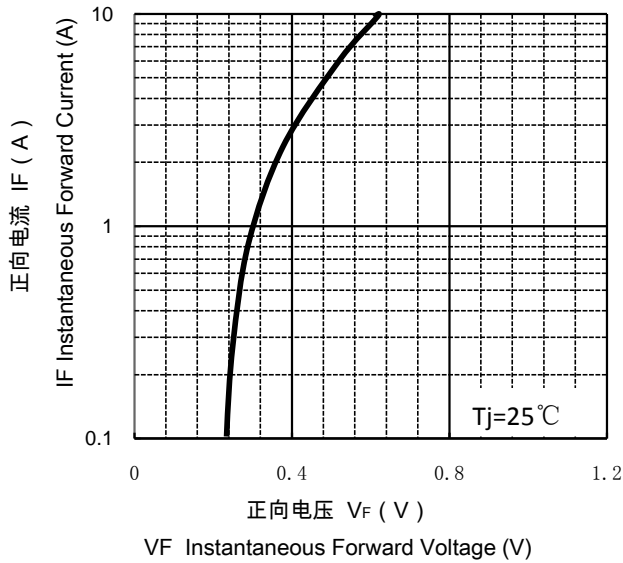
1) Thermal resistance from junction to ambient , PCB mounted.



特性曲线 Characteristic Curves

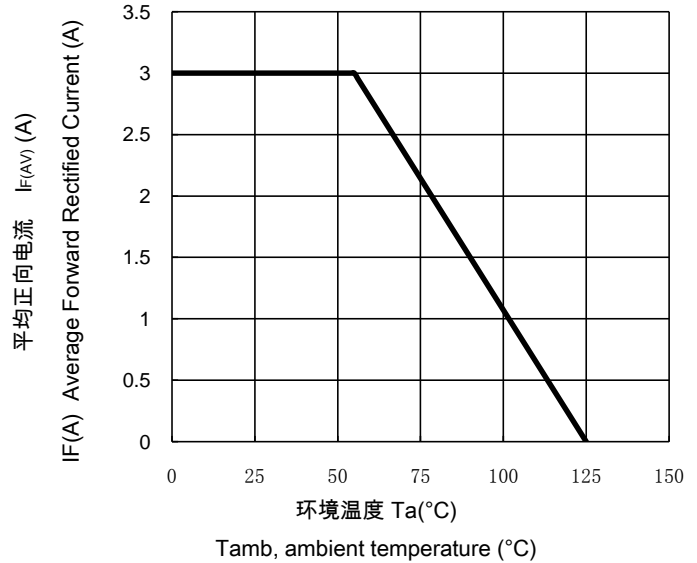
正向特性曲线 (典型值)

TYPICAL FORWARD CHARACTERISTIC



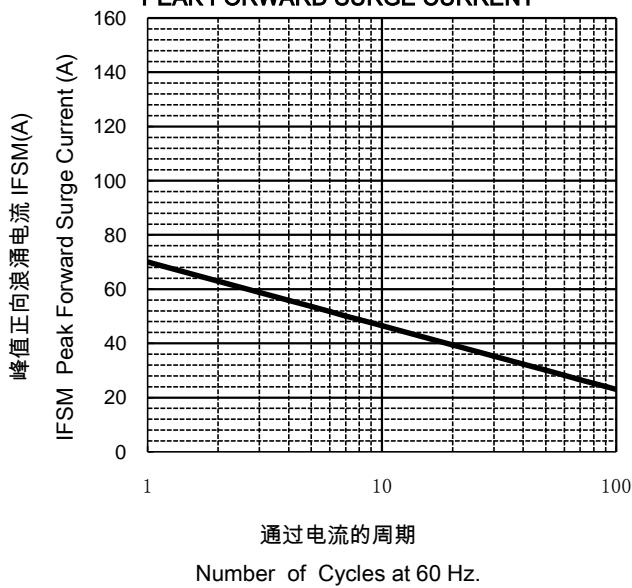
正向电流降额曲线

FORWARD CURRENT DERATING CURVE



浪涌特性曲线 (最大值)

MAXIMUM NON REPETITIVE PEAK FORWARD SURGE CURRENT



反向特性曲线

Typical Reverse Characteristics

