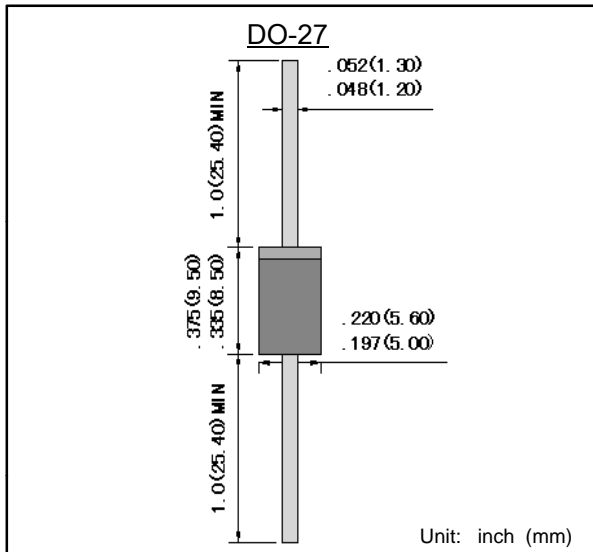




塑封肖特基二极管
反向电压 40 ~ 200 V
正向电流 3.0 A

Schottky Barrier Plastic Rectifiers
Reverse Voltage 40 ~ 200 V
Forward Current 3.0 A



特征 Features

- 反向漏电流低 Low reverse leakage
- 正向浪涌承受能力强 High forward surge capability
- 高信赖性 High reliability
- 高温焊接保证 High temperature soldering guaranteed:
260°C/10 秒, 引线长度:0.375" (9.5mm)
260°C/10seconds, 9.5mm lead length
- 引线和管体皆符合RoHS标准
Lead and body according with RoHS standard
- 型号后缀“-F”标记无卤素产品
Green compound with suffix "-F" on Marking

机械数据 Mechanical Data

- 封装外形:DO-27 塑封 Case:DO-27 Molded plastic
- 环氧树脂:UL易燃等级:94V-0
Epoxy:UL 94V-0 rate flame retardant
- 引脚:镀锡,无铅 Lead: Pure tin plated, lead free

极限值和温度特性 TA = 25°C 除非另有规定。

Maximum Ratings & Thermal Characteristics Ratings at 25°C ambient temperature unless otherwise specified.

| 参数 Parameter | 符号 Symbols | SB 340 | SB 360 | SB 3100 | SB 3150 | SB 3200 | 单位 Unit |
|---|-----------------|--------------|-----------|--------------|------------|------------|------------|
| 最大可重复峰值反向电压 Maximum repetitive peak reverse voltage | V_{RRM} | 40 | 60 | 100 | 150 | 200 | V |
| 最大均方根电压 Maximum RMS voltage | V_{RMS} | 28 | 42 | 70 | 105 | 140 | V |
| 最大直流阻断电压 Maximum DC blocking voltage | V_{DC} | 40 | 60 | 100 | 150 | 200 | V |
| 最大正向平均整流电流 Maximum average forward rectified current | $I_{F(AV)}$ | 3.0 | | | | | A |
| 正向不重复浪涌电流 8.3 ms单一正弦半波 Non-repetitive peak forward surge current 8.3 ms single half sine-wave | I_{FSM} | 80 | | | | | A |
| 典型热阻 Typical thermal resistance (Note 1) | $R_{\theta JA}$ | 40 | | | | | °C/W |
| 工作结温 Operating junction temperature range | T_J | -55 --- +125 | | -55 --- +150 | | | °C |
| 存储温度 Storage temperature range | T_{STG} | -55 --- +150 | | | | | °C |

备注 Note:

1) 引线长度 0.375" (9.5 mm), 安装在PCB板上, 从PN结到周围环境的热阻。

1) Thermal resistance from junction to ambient at 0.375" (9.5 mm) lead length, PCB mounted.

电特性 TA = 25°C 除非另有规定。

Electrical Characteristics Ratings at 25°C ambient temperature unless otherwise specified.

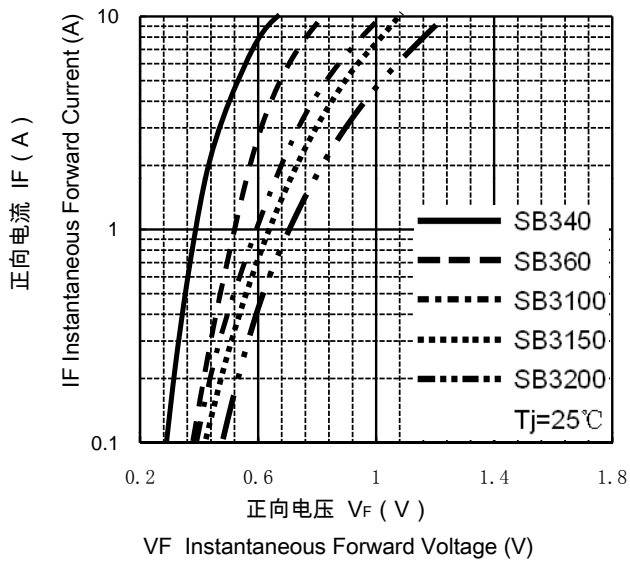
| 参数 Parameter | 符号 Symbols | SB 340 | SB 360 | SB 3100 | SB 3150 | SB 3200 | 单位 Unit |
|---|---------------|-----------|-----------|------------|------------|------------|------------|
| 最大正向电压 @IF=3.0A Maximum forward voltage | V_F | 0.50 | 0.70 | 0.85 | 0.92 | 0.95 | V |
| 最大反向电流 @V _{DC} TA= 25°C Maximum reverse current | I_R | 500 | 100 | 50 | | | μA |



特性曲线 Characteristic Curves

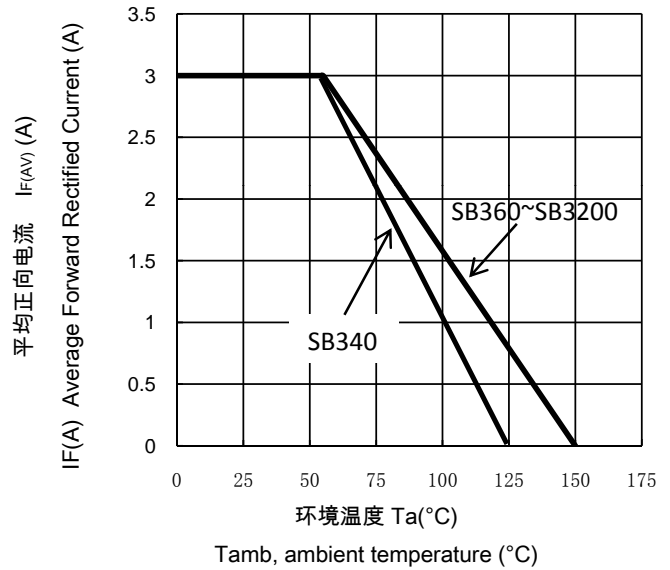
正向特性曲线 (典型值)

TYPICAL FORWARD CHARACTERISTIC



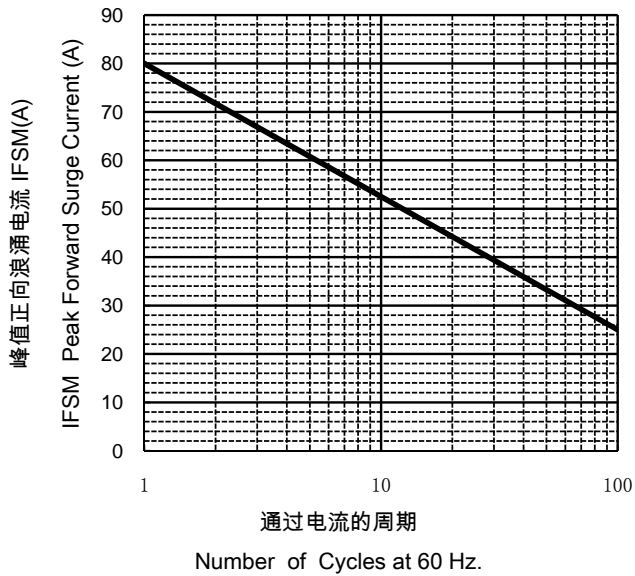
正向电流降额曲线

FORWARD CURRENT DERATING CURVE



浪涌特性曲线 (最大值)

MAXIMUM NON REPETITIVE PEAK FORWARD SURGE CURRENT



反向特性曲线

Typical Reverse Characteristics

