



## 表面安装普通整流二极管

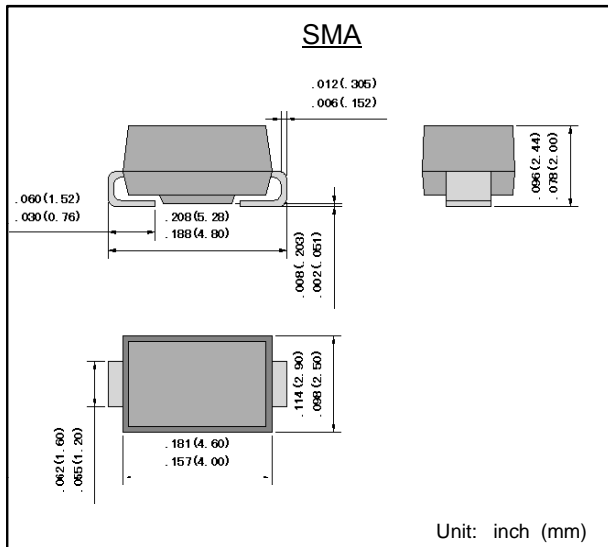
反向电压 50 ~ 1000 V

正向电流 1.0 A

## Surface Mount General-purpose Rectifiers

Reverse Voltage 50 ~ 1000 V

Forward Current 1.0 A



### 特征 Features

- 反向漏电流低 Low reverse leakage
- 正向浪涌承受能力强 High forward surge capability
- 高信赖性 High reliability
- 高温焊接保证 High temperature soldering guaranteed:  
260°C/10 秒  
260°C/10seconds
- 引线 and 管体皆符合RoHS标准  
Lead and body according with RoHS standard
- 型号后缀“-F”标记无卤素产品  
Green compound with suffix "-F" on Marking

### 机械数据 Mechanical Data

- 封装外形:SMA 塑封 Case:SMA Molded plastic
- 环氧树脂 : UL易燃等级 : 94V-0  
Epoxy: UL 94V-0 rate flame retardant
- 引脚 : 镀锡,无铅 Lead: Pure tin plated, lead free

**最大值和特性** TA = 25°C 除非另有规定。

**Maximum Ratings & Characteristics** Ratings at 25°C ambient temperature unless otherwise specified.

参数 Parameter	符号 Symbols	S1A	S1B	S1D	S1G	S1J	S1K	S1M	单位 Unit
最大可重复峰值反向电压 Maximum repetitive peak reverse voltage	$V_{RRM}$	50	100	200	400	600	800	1000	V
最大均方根电压 Maximum RMS voltage	$V_{RMS}$	35	70	140	280	420	560	700	V
最大直流阻断电压 Maximum DC blocking voltage	$V_{DC}$	50	100	200	400	600	800	1000	V
最大正向平均整流电流 Maximum average forward rectified current	$I_{F(AV)}$	1.0							A
正向不重复浪涌电流 8.3 ms单一正弦半波 Non-repetitive peak forward surge current 8.3 ms single half sine-wave	$I_{FSM}$	30							A
最大正向电压 @IF=1.0A TA=25°C Maximum forward voltage	$V_F$	1.1							V
最大反向电流 @VDC Maximum reverse current	$I_R$	5							μA
典型热阻 Typical thermal resistance (Note 1)	RθJA	85							°C/W
工作结温和存储温度 Operating junction and storage temperature range	Tj, TSTG	-55 --- +150							°C

备注 Note:

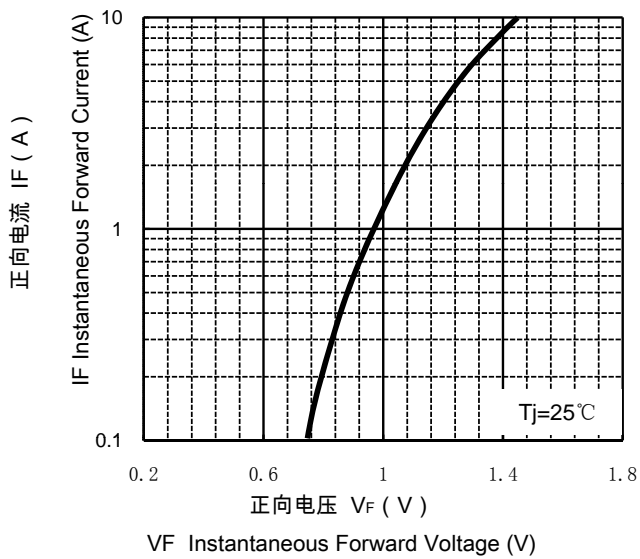
- 1) 安装在PCB板上, 从PN结到周围环境的热阻。
- 1) Thermal resistance from junction to ambient, PCB mounted.



## 特性曲线 Characteristic Curves

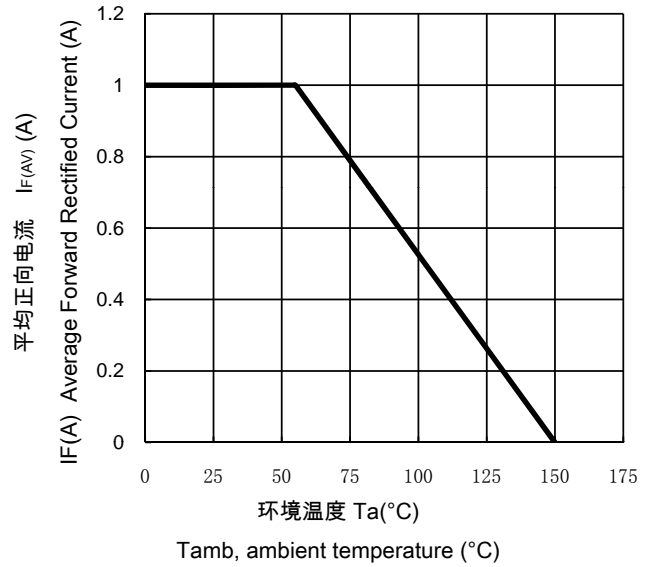
正向特性曲线 (典型值)

TYPICAL FORWARD CHARACTERISTIC



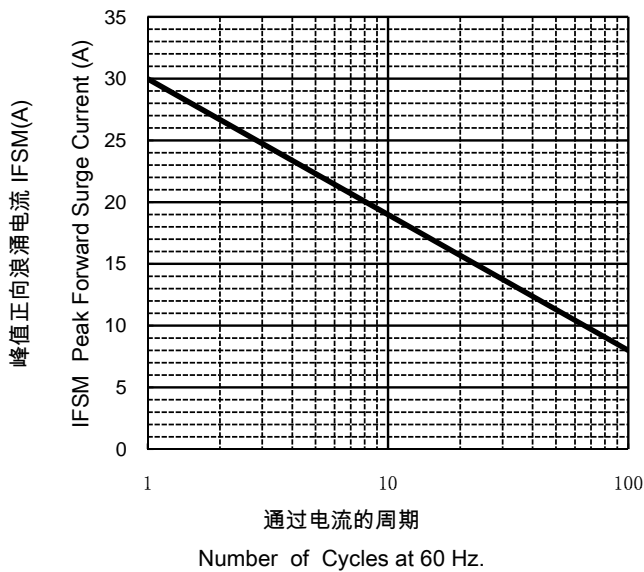
正向电流降额曲线

FORWARD CURRENT DERATING CURVE



浪涌特性曲线 (最大值)

MAXIMUM NON REPETITIVE  
PEAK FORWARD SURGE CURRENT



反向特性曲线

Typical Reverse Characteristics

