



单相硅整流桥堆

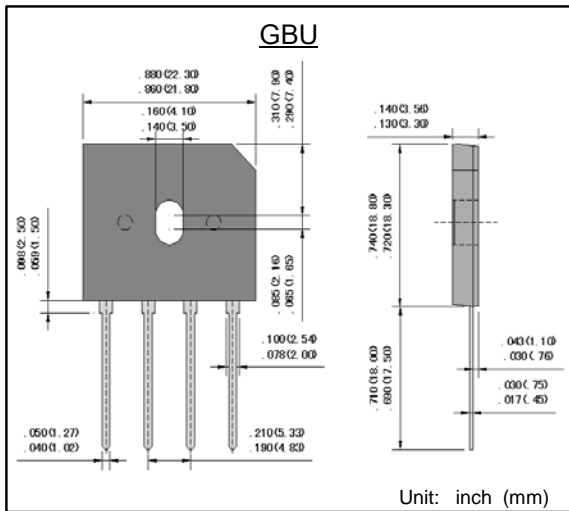
反向电压 50 ~ 1000 V

正向电流 4.0 A

Single phase Silicon Bridge Rectifiers

Reverse Voltage 50 ~ 1000 V

Forward Current 4.0 A



特征 Features

- 反向漏电流低 Low reverse leakage
- 正向浪涌承受能力强 High forward surge capability
- 高信赖性 High reliability
- 玻璃钝化芯片 Glass passivated chip
- 引线 and 管体皆符合RoHS标准
Lead and body according with RoHS standard
- 型号后缀“-F”标记无卤素产品
Green compound with suffix "-F" on Marking

机械数据 Mechanical Data

- 封装外形:GBU 塑封 Case:GBU Molded plastic
- 环氧树脂 : UL易燃等级 : 94V-0
Epoxy: UL 94V-0 rate flame retardant
- 引脚 : 镀锡,无铅 Lead: Pure tin plated, lead free
- 安装位置: 任意 Mounting Position: Any
- 安装扭矩: 推荐值 0.3牛*米 Mounting torque : Recommend 0.3 N*m

极限值和温度特性 TA = 25°C 除非另有规定。

Maximum Ratings & Thermal Characteristics

Ratings at 25°C ambient temperature unless otherwise specified.

参数 Parameter	符号 Symbols	GBU 4A	GBU 4B	GBU 4D	GBU 4G	GBU 4J	GBU 4K	GBU 4M	单位 Unit
最大可重复峰值反向电压 Maximum repetitive peak reverse voltage	V_{RRM}	50	100	200	400	600	800	1000	V
最大均方根电压 Maximum RMS voltage	V_{RMS}	35	70	140	280	420	560	700	V
最大直流阻断电压 Maximum DC blocking voltage	V_{DC}	50	100	200	400	600	800	1000	V
最大正向平均整流电流 Maximum average forward rectified current	$I_{F(AV)}$	4.0							A
正向不重复浪涌电流 8.3 ms单一正弦半波 8.3 ms singlehalf sine-wave Non-repetitive peak forward surge current	I_{FSM}	120							A
引线和管壳间绝缘强度 Dielectric strength Terminals to case	V_{dis}	1500							V
熔断系数 $t \leq 8.3$ ms Current squared time $t \leq 8.3$ ms	I^2t	72							A ² S
典型热阻 Typical thermal resistance (Note 1, 2)	$R_{\theta JC}$	4.2							°C/W
	$R_{\theta JA}$	22							
工作结温 Operating junction temperature	T_J	150							°C
存储温度 Storage temperature range	T_{STG}	-55 --- +150							°C

备注 Note:

- 1) 安装在覆铜面积5.0毫米*5.0毫米的PCB板上，从PN结到管体的热阻。
1) Thermal resistance from junction to case , PCB mounted with 5.0mm*5.0mm Copper Pad Areas.
- 2) 安装在覆铜面积5.0毫米*5.0毫米的PCB板上，从PN结到环境的热阻。
2) Thermal resistance from junction to ambient , PCB mounted with 5.0mm*5.0mm Copper Pad Areas.

电特性 TA = 25°C 除非另有规定。

Electrical Characteristics

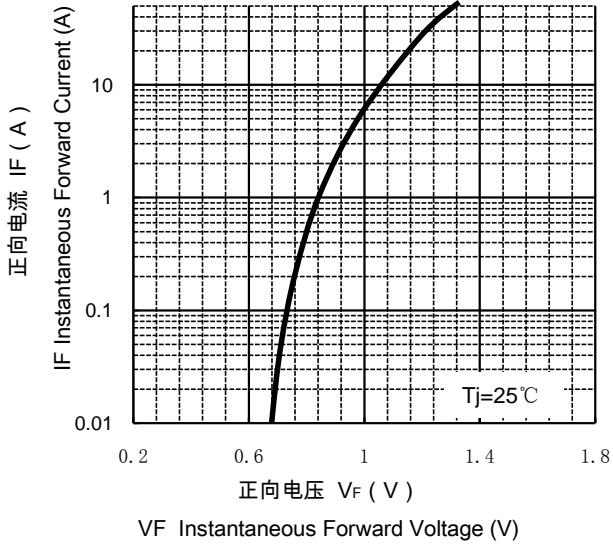
参数 Parameter	符号 Symbols	GBU 4A	GBU 4B	GBU 4D	GBU 4G	GBU 4J	GBU 4K	GBU 4M	单位 Unit
最大正向电压 @IF=2.0A Maximum forward voltage	V_F	1.0							V
最大反向电流 @V _{DC} TA= 25°C Maximum reverse current	I_R	5							μA

特性曲线 Characteristic Curves



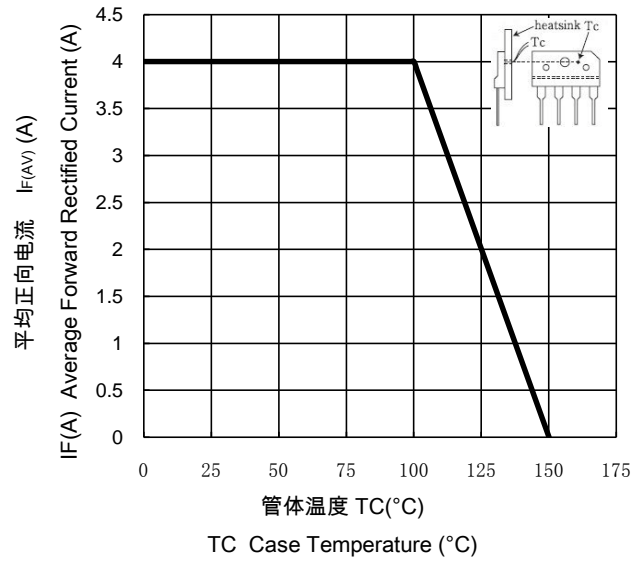
正向特性曲线 (典型值)

TYPICAL FORWARD CHARACTERISTIC



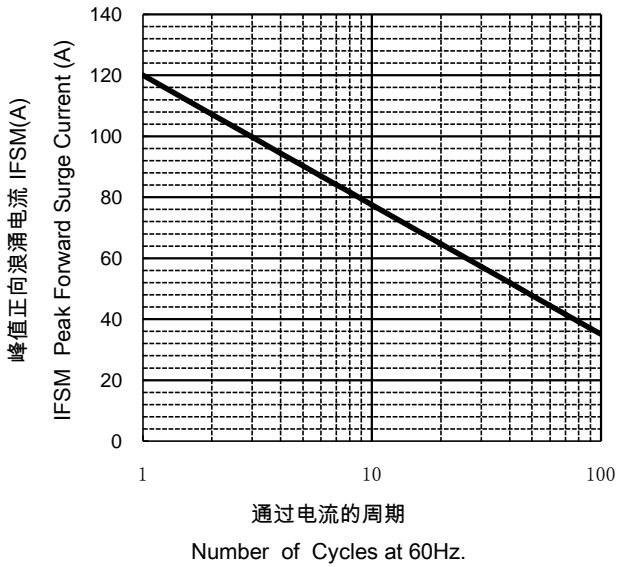
正向电流降额曲线

FORWARD CURRENT DERATING CURVE



浪涌特性曲线 (最大值)

MAXIMUM NON REPETITIVE PEAK FORWARD SURGE CURRENT



反向特性曲线

Typical Reverse Characteristics

