



EM513G-EM520G

普通塑封整流二极管

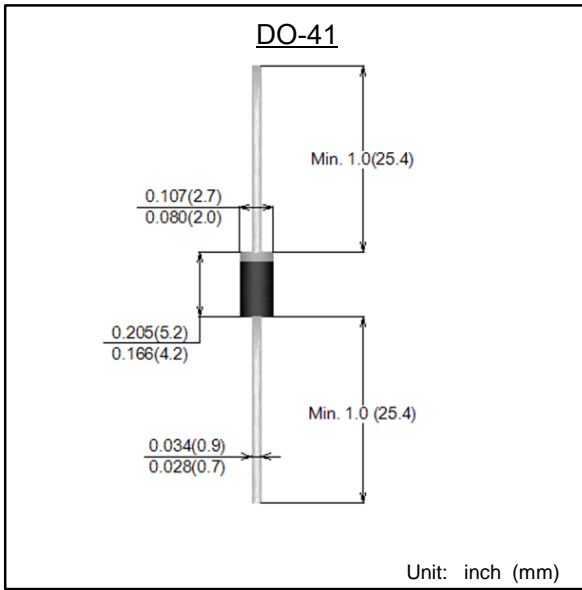
反向电压 1600 ~ 2000 V

正向电流 1.0 A

General Purpose Plastic Silicon Rectifiers

Reverse Voltage 1600 ~ 2000V

Forward Current 1.0A



特征 Features

- 反向漏电流低 Low reverse leakage
- 正向浪涌承受能力强 High forward surge capability
- 高信赖性 High reliability
- 玻璃钝化芯片 Glass passivated chip
- 高温焊接保证 High temperature soldering guaranteed:
260°C/10 秒, 引线长度:0.375" (9.5mm)
260°C/10seconds,9.5mm lead length
- 引线 and 管体皆符合RoHS标准
Lead and body according with RoHS standard
- 型号后缀“-F”标记无卤素产品
Green compound with suffix "-F" on Marking

机械数据 Mechanical Data

- 封装外形:DO-41 塑封 Case:DO-41 Molded plastic
- 环氧树脂:UL易燃等级:94V-0
Epoxy:UL 94V-0 rate flame retardant
- 引脚:镀锡,无铅 Lead: Pure tin plated, lead free

极限值和温度特性 TA = 25°C 除非另有规定。

Maximum Ratings & Thermal Characteristics

Ratings at 25°C ambient temperature unless otherwise specified.

参数 Parameter	符号 Symbols	EM513G	EM516G	EM520G	单位 Unit
最大可重复峰值反向电压 Maximum repetitive peak reverse voltage	V_{RRM}	1600	1800	2000	V
最大均方根电压 Maximum RMS voltage	V_{RMS}	1120	1260	1400	V
最大直流阻断电压 Maximum DC blocking voltage	V_{DC}	1600	1800	2000	V
最大正向平均整流电流 Maximum average forward rectified current	$I_{F(AV)}$	1.0			A
正向不重复浪涌电流 8.3 ms 单一正弦半波 Non-repetitive peak forward surge current 8.3 ms single half sine-wave	I_{FSM}	30			A
典型热阻 Typical thermal resistance (Note 1)	$R_{\theta JA}$	50			°C/W
工作结温 Operating junction temperature	T_j	150			°C
存储温度 Storage temperature range	T_{STG}	-55 --- +150			°C

备注 Note:

1) 引线长度 0.375" (9.5 mm), 安装在PCB板上, 从PN结到周围环境的热阻。

1) Thermal resistance from junction to ambient at 0.375" (9.5 mm) lead length, PCB mounted.

电特性 TA = 25°C 除非另有规定。

Electrical Characteristics

Ratings at 25°C ambient temperature unless otherwise specified.

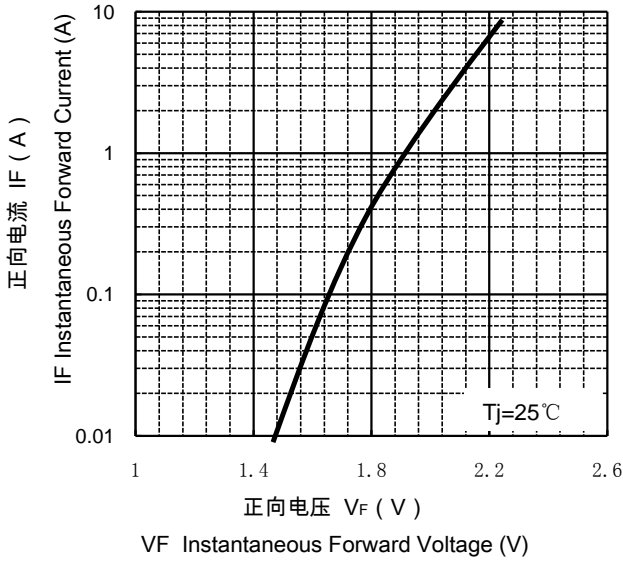
参数 Parameter	符号 Symbols	EM513G	EM516G	EM520G	单位 Unit
最大正向电压 @ $I_F=1.0A$ Maximum forward voltage	V_F	2.0			V
最大反向电流 @ V_{DC} TA= 25°C Maximum reverse current	I_R	5.0			μA



特性曲线 Characteristic Curves

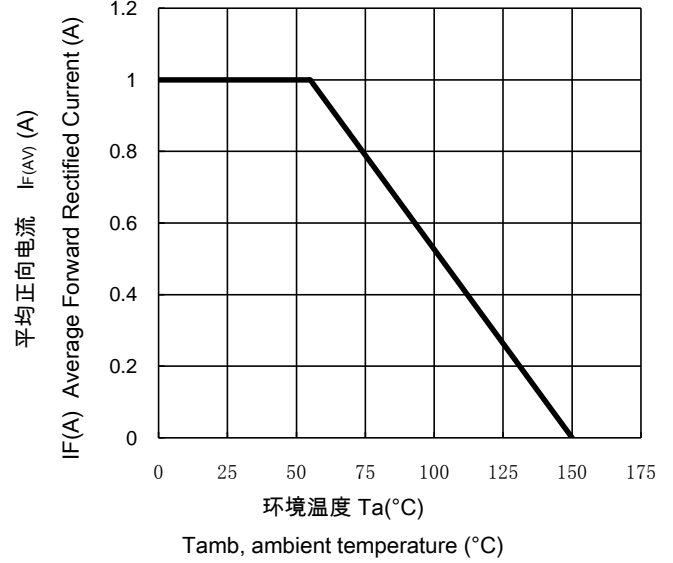
正向特性曲线 (典型值)

TYPICAL FORWARD CHARACTERISTIC



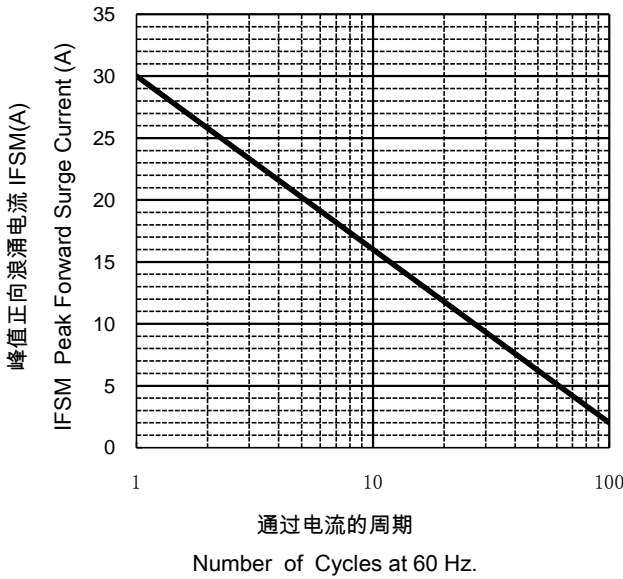
正向电流降额曲线

FORWARD CURRENT DERATING CURVE



浪涌特性曲线 (最大值)

MAXIMUM NON REPETITIVE PEAK FORWARD SURGE CURRENT



反向特性曲线

Typical Reverse Characteristics

