



普通塑封整流二极管

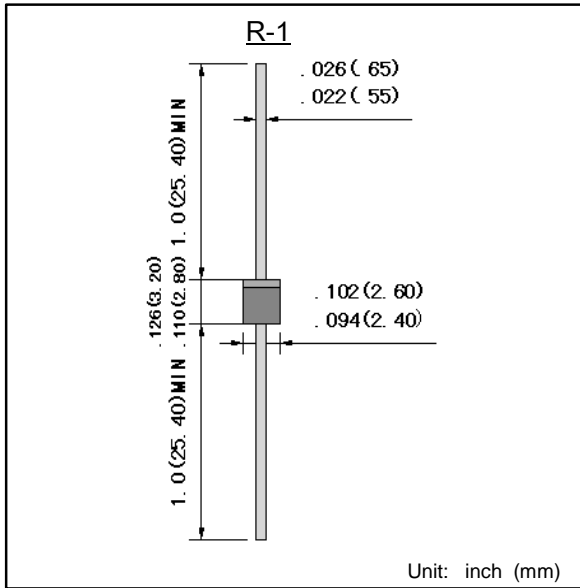
反向电压 50 ~ 1000 V

正向电流 1.0 A

General-purpose Plastic Rectifiers

Reverse Voltage 50 ~ 1000 V

Forward Current 1.0 A



特征 Features

- 反向漏电流低 Low reverse leakage
- 正向浪涌承受能力强 High forward surge capability
- 高信赖性 High reliability
- 玻璃钝化芯片 Glass passivated chip
- 高温焊接保证 High temperature soldering guaranteed:
260°C/10 秒, 引线长度:0.375" (9.5mm)
260°C/10seconds, 9.5mm lead length
- 引线 and 管体皆符合RoHS标准
Lead and body according with RoHS standard
- 型号后缀“-F”标记无卤素产品
Green compound with suffix "-F" on Marking

机械数据 Mechanical Data

- 封装外形:R-1 塑封 Case:R-1 Molded plastic
- 环氧树脂:UL易燃等级:94V-0
Epoxy:UL 94V-0 rate flame retardant
- 引脚:镀锡,无铅 Lead:Pure tin plated, lead free

极限值和温度特性 TA = 25°C 除非另有规定。

Maximum Ratings & Thermal Characteristics Ratings at 25°C ambient temperature unless otherwise specified.

参数 Parameter	符号 Symbols	1A1G	1A2G	1A3G	1A4G	1A5G	1A6G	1A7G	单位 Unit
最大可重复峰值反向电压 Maximum repetitive peak reverse voltage	V_{RRM}	50	100	200	400	600	800	1000	V
最大均方根电压 Maximum RMS voltage	V_{RMS}	35	70	140	280	420	560	700	V
最大直流阻断电压 Maximum DC blocking voltage	V_{DC}	50	100	200	400	600	800	1000	V
最大正向平均整流电流 Maximum average forward rectified current	$I_{F(AV)}$	1.0							A
正向不重复浪涌电流 8.3 ms单—正弦半波 Non-repetitive peak forward surge current 8.3 ms singlehalf sine-wave	I_{FSM}	30							A
典型热阻 Typical thermal resistance (Note 1)	$R_{\theta JA}$	60							°C/W
工作结温 Operating junction temperature	T_J	150							°C
存储温度 Storage temperature range	T_{STG}	-55 --- +150							°C

备注 Note:

- 引线长度 0.375" (9.5 mm), 安装在PCB板上, 从PN结到周围环境的热阻。
- Thermal resistance from junction to ambient at 0.375" (9.5 mm) lead length, PCB mounted.

电特性 TA = 25°C 除非另有规定。

Electrical Characteristics Ratings at 25°C ambient temperature unless otherwise specified.

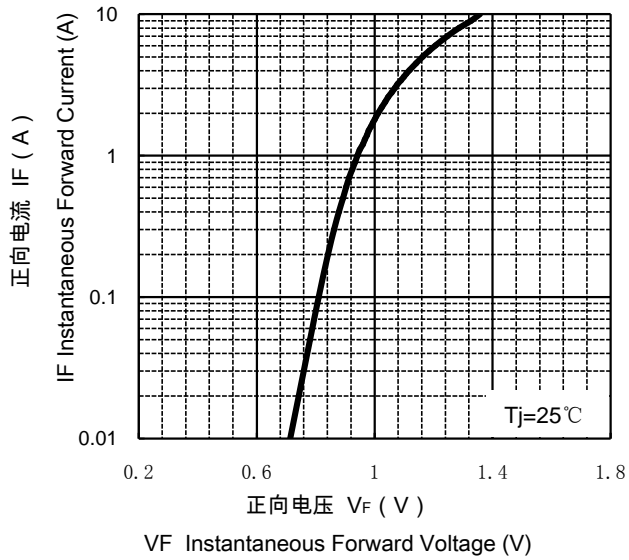
参数 Parameter	符号 Symbols	1A1G	1A2G	1A3G	1A4G	1A5G	1A6G	1A7G	单位 Unit
最大正向电压 @ $I_F=1.0A$ Maximum forward voltage	V_F	1.1							V
最大反向电流 @ V_{DC} Maximum reverse current	I_R	5.0							μA



特性曲线 Characteristic Curves

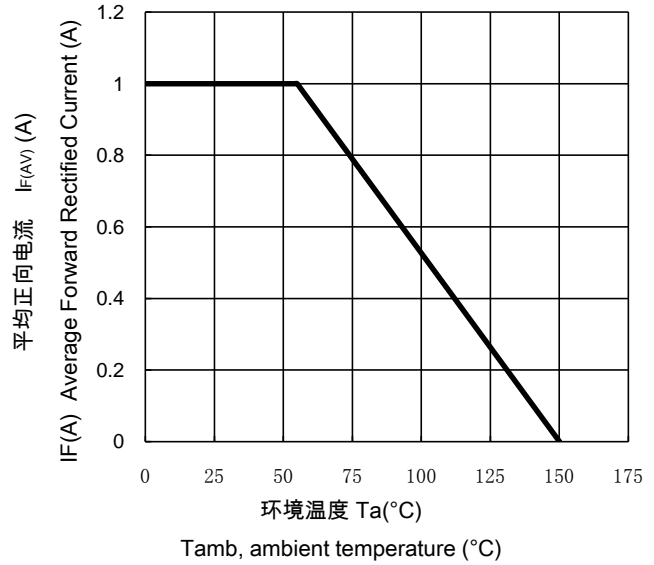
正向特性曲线 (典型值)

TYPICAL FORWARD CHARACTERISTIC



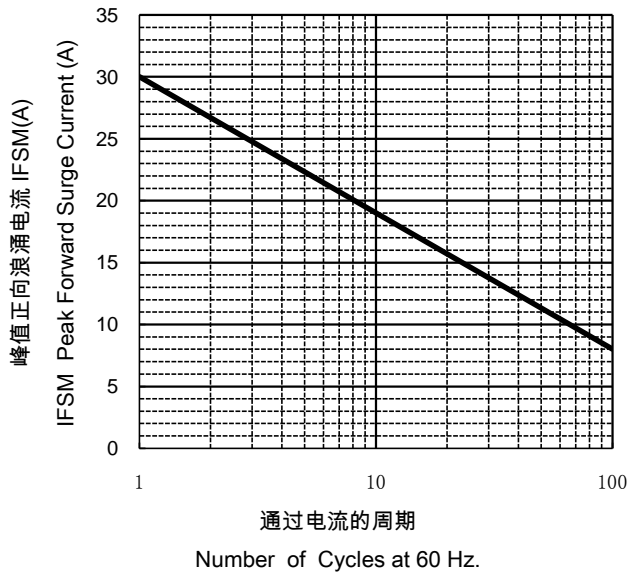
正向电流降额曲线

FORWARD CURRENT DERATING CURVE



浪涌特性曲线 (最大值)

MAXIMUM NON REPETITIVE PEAK FORWARD SURGE CURRENT



反向特性曲线

Typical Reverse Characteristics

